

**City of Casper, Wyoming**  
**All Funds Budget Comparison**  
For Fiscal Year 2023 as of March 31, 2023  
75.00 % OF THE FISCAL YEAR HAS ELAPSED

Fund	REVENUES		EXPENDITURES		Anticipated Year-End Net Income (Shortfall)
	Revised Budget	Year To Date	Revised Budget	Year To Date	
General Fund	\$ 52,878,987	\$ 37,315,405	\$ 59,034,467	\$ 44,839,035	\$ (6,155,480)
Opportunities Fund	99,132	7,774,378	1,189,512	474,193	(1,090,380)
Perpetual Care Fund	333,469	346,080	331,606	174,047	1,863
Debt Service Fund	5,065,260	5,024,169	489,618	1,885	4,575,642
Metro Animal Fund	1,487,031	908,724	1,658,683	889,230	(171,652)
River Fund	7,314,053	1,110,436	7,278,550	38,047	35,503
CARES Act Funding			111,550	109,623	(111,550)
Weed & Pest Fund	802,897	565,930	728,919	330,948	73,978
CDBG Program Fund	1,250,000	-	1,250,000	5,700	-
Special Fire Assistance Fund	570,072	17,413	570,073	27,904	(1)
Revolving Land Fund	1,730,849	1,289,616	690,295	643,975	1,040,554
Police Grants Fund	253,853	242,714	253,853	168,252	-
Public Transit Fund	4,418,539	3,155,724	4,418,585	2,084,322	(46)
Metropolitan Planning	1,443,997	592,968	1,444,001	623,507	(4)
Public Safety Communications	2,959,173	2,178,497	3,000,305	2,030,024	(41,132)
Redevelopment Loan Fund	63,157	63,157	63,157	63,157	-
Capital Projects Fund	25,500,900	11,190,171	44,671,580	21,546,986	(19,170,680)
Capital - One Cent 17	-	1,397,790			-
Water Distribution Fund	16,111,731	13,711,409	21,270,430	10,336,466	(5,158,699)
Water Treatment Plant Ops Fund	3,849,135	2,839,968	3,849,135	2,847,649	-
Sewer Fund	7,614,235	6,070,773	10,145,383	4,936,686	(2,531,148)
Wastewater Treatment Plant	14,673,016	4,986,986	17,498,017	11,420,390	(2,825,001)
Refuse Collection Fund	9,957,182	6,921,886	11,703,888	6,580,382	(1,746,706)
Balefill Fund	10,793,139	4,787,919	17,306,262	8,295,115	(6,513,123)
Aquatics Fund	1,228,675	848,482	1,228,675	848,482	-
Golf Course Fund	958,000	606,806	1,079,332	687,137	(121,332)
Ice Arena Fund	598,012	467,759	598,012	467,760	-
Recreation Center Fund	1,224,211	854,642	1,224,211	854,642	-
Hogadon Fund	1,038,219	780,122	1,038,219	780,121	-
Ford Wyoming Center Fund	1,069,384	743,640	1,134,354	775,633	(64,970)
Parking Fund	16,977	9,778	50,587	29,610	(33,610)
Fleet Maintenance Fund	3,432,888	2,893,542	3,432,888	2,961,479	-
Buildings and Structures Fund	1,561,018	1,128,940	1,568,333	1,115,486	(7,315)
Health Insurance Fund	25,576	37,246	417,324	221,815	(391,748)
Property Insurance Fund	2,617,687	2,169,985	2,372,664	2,352,252	245,023
<b>Total</b>	<b>\$ 182,940,454</b>	<b>\$ 123,033,055</b>	<b>\$ 223,102,468</b>	<b>\$ 129,561,936</b>	<b>\$ (40,162,014)</b>

**City of Casper, Wyoming**  
**All Funds Statement of Revenues**  
For Fiscal Year 2023 as of March 31, 2023  
**75.00 % OF THE FISCAL YEAR HAS ELAPSED**

<b>Fund</b>	<b>Adopted Budget</b>	<b>Changes and Amendments</b>	<b>Revised Budget</b>	<b>Current Year To Date</b>	<b>Current Year % of Budget</b>
General Fund	\$ 51,926,377	\$ 952,610	\$ 52,878,987	\$ 37,315,405	71%
Opportunities Fund	99,132	-	99,132	7,774,378	7842%
Perpetual Care Fund	333,469	-	333,469	346,080	104%
Debt Service Fund	108,788	4,956,472	5,065,260	5,024,169	99%
Metro Animal Fund	1,476,303	10,728	1,487,031	908,724	61%
River Fund	6,977,762	336,291	7,314,053	1,110,436	15%
CARES Act Funding		-			
Weed & Pest Fund	802,897	-	802,897	565,930	70%
CDBG Program Fund	-	1,250,000	1,250,000	-	0%
Special Fire Assistance Fund	310,911	259,161	570,072	17,413	3%
Revolving Land Fund	1,730,849	-	1,730,849	1,289,616	75%
Police Grants Fund	222,509	31,344	253,853	242,714	96%
Public Transit Fund	3,258,798	1,159,741	4,418,539	3,155,724	71%
Metropolitan Planning	1,439,416	4,581	1,443,997	592,968	41%
Public Safety Communications	2,933,431	25,742	2,959,173	2,178,497	74%
Redevelopment Loan Fund	63,157	-	63,157	63,157	100%
Capital Projects Fund	23,229,487	2,271,413	25,500,900	11,190,171	44%
Capital - One Cent 17	-	-	-	1,397,790	
Water Distribution Fund	15,285,221	826,510	16,111,731	13,711,409	85%
Water Treatment Plant Ops Fund	3,830,789	18,346	3,849,135	2,839,968	74%
Sewer Fund	6,942,876	671,359	7,614,235	6,070,773	80%
Wastewater Treatment Plant	6,993,641	7,679,375	14,673,016	4,986,986	34%
Refuse Collection Fund	10,056,082	(98,900)	9,957,182	6,921,886	70%
Balefill Fund	8,349,686	2,443,453	10,793,139	4,787,919	44%
Aquatics Fund	1,224,376	4,299	1,228,675	848,482	69%
Golf Course Fund	958,000	-	958,000	606,806	63%
Ice Arena Fund	595,453	2,559	598,012	467,759	78%
Recreation Center Fund	1,217,324	6,887	1,224,211	854,642	70%
Hogadon Fund	1,015,949	22,270	1,038,219	780,122	75%
Ford Wyoming Center Fund	992,219	77,165	1,069,384	743,640	70%
Parking Fund	16,977	-	16,977	9,778	58%
Fleet Maintenance Fund	3,417,927	14,961	3,432,888	2,893,542	84%
Buildings and Structures Fund	1,541,399	19,619	1,561,018	1,128,940	72%
Health Insurance Fund	25,576	-	25,576	37,246	146%
Property Insurance Fund	2,612,012	5,675	2,617,687	2,169,985	83%
<b>Total</b>	<b>\$ 159,988,793</b>	<b>\$ 22,951,661</b>	<b>\$ 182,940,454</b>	<b>\$ 123,033,055</b>	<b>67%</b>

**City of Casper, Wyoming**  
**All Funds Statement of Expenditures**  
For Fiscal Year 2023 as of March 31, 2023  
75.00 % OF THE FISCAL YEAR HAS ELAPSED

<b>Fund</b>	<b>Adopted Budget</b>	<b>Carry-over Encumbrances and Amendments</b>	<b>Current Year Budget</b>	<b>Current Year To Date</b>	<b>Current Year % of Budget</b>
General Fund	\$ 51,897,564	\$ 7,136,903	\$ 59,034,467	\$ 44,839,035	76%
Opportunities Fund	1,189,512	-	1,189,512	474,193	40%
Perpetual Care Fund	330,736	870	331,606	174,047	52%
Debt Service Fund	124,912	364,706	489,618	1,885	0%
Metro Animal Fund	1,647,955	10,728	1,658,683	889,230	54%
River Fund	6,873,510	405,040	7,278,550	38,047	1%
CARES Act Funding	-	111,550	111,550	109,623	98%
Weed & Pest Fund	725,615	3,304	728,919	330,948	45%
CDBG Program Fund	-	1,250,000	1,250,000	5,700	0%
Special Fire Assistance Fund	310,911	259,162	570,073	27,904	5%
Revolving Land Fund	690,150	145	690,295	643,975	93%
Police Grants Fund	222,509	31,344	253,853	168,252	66%
Public Transit Fund	3,258,798	1,159,787	4,418,585	2,084,322	47%
Metropolitan Planning	1,439,416	4,585	1,444,001	623,507	43%
Public Safety Communications	2,824,562	175,743	3,000,305	2,030,024	68%
Redevelopment Loan Fund	63,157	-	63,157	63,157	100%
Capital Projects Fund	26,625,600	18,045,980	44,671,580	21,546,986	48%
Capital - One Cent 17		-			
Water Distribution Fund	16,694,218	4,576,212	21,270,430	10,336,466	49%
Water Treatment Plant Ops Fund	3,830,789	18,346	3,849,135	2,847,649	74%
Sewer Fund	8,044,584	2,100,799	10,145,383	4,936,686	49%
Wastewater Treatment Plant	7,438,806	10,059,211	17,498,017	11,420,390	65%
Refuse Collection Fund	9,720,097	1,983,791	11,703,888	6,580,382	56%
Balefill Fund	8,161,755	9,144,507	17,306,262	8,295,115	48%
Aquatics Fund	1,224,376	4,299	1,228,675	848,482	69%
Golf Course Fund	1,070,907	8,425	1,079,332	687,137	64%
Ice Arena Fund	595,453	2,559	598,012	467,760	78%
Recreation Center Fund	1,217,324	6,887	1,224,211	854,642	70%
Hogadon Fund	1,015,949	22,270	1,038,219	780,121	75%
Ford Wyoming Center Fund	992,219	142,135	1,134,354	775,633	68%
Parking Fund	48,729	1,858	50,587	29,610	59%
Fleet Maintenance Fund	3,417,927	14,961	3,432,888	2,961,479	86%
Buildings and Structures Fund	1,541,399	26,934	1,568,333	1,115,486	71%
Health Insurance Fund	417,324	-	417,324	221,815	53%
Property Insurance Fund	2,244,711	127,953	2,372,664	2,352,252	99%
<b>Total</b>	<b>\$ 165,901,474</b>	<b>\$ 57,200,994</b>	<b>\$ 223,102,468</b>	<b>\$ 129,561,936</b>	<b>58%</b>

# City of Casper, Wyoming

## Summary of Cash, Investments, Other Monetary Assets and Working Capital

For Fiscal Year 2023 as of March 31, 2023  
75.00 % OF THE FISCAL YEAR HAS ELAPSED

	Cash and Investments			Working Capital			
	Cash	Investments	Market Adjustments	Total	Current Assets	Current Liabilities	Total
<b>General Fund</b>	\$ 2,247,539	\$ 25,367,996	\$ -	\$ 27,615,535	\$ 2,067,044	\$ (5,661,062)	\$ 24,021,517
<b>Capital Projects Funds</b>							
Opportunities Fund	6,956	14,031,372	-	14,038,328	-	-	14,038,328
Capital Projects Fund	608,594	36,091,709	-	36,700,303	122,361	(423,522)	36,399,142
<b>Trust &amp; Agency Funds</b>							
Perpetual Care Fund	117,107	30,009,684	-	30,126,791	-	-	30,126,791
Metro Animal Fund	123,396	842,436	-	965,832	45,347	(70,565)	940,615
River Fund	91,976	1,601,995	-	1,693,970	-	(223,000)	1,470,970
CARES Act Funding	3,052	12,167,707	-	12,170,759		(1,115,446)	11,055,313
Public Safety Communications	821,032			821,032	143,084	(141,847)	822,269
Health Insurance Fund	12,597	3,328,622	-	3,341,220		(56,101)	3,285,119
<b>Debt Service Funds</b>	61,498	5,754,696	-	5,816,194	(13,040)	(116,164)	5,686,991
<b>Special Revenue Funds</b>							
Weed & Pest Fund	14,520	1,286,450	-	1,300,970	-	(25,631)	1,275,339
CDBG Program Fund	(5,700)			(5,700)		-	(5,700)
Special Fire Assistance Fund	10,737			10,737	-	-	10,737
Revolving Land Fund	9,972	1,458,737	-	1,468,709	-	-	1,468,709
Police Grants Fund	61,106			61,106	17,606	(7,936)	70,775
Public Transit Fund	(290,443)			(290,443)	791,069	(378,359)	122,267
Metropolitan Planning	49,317			49,317	314,822	(92,165)	271,974
Redevelopment Loan Fund	100,937			100,937	4,027	(4,027)	100,937
<b>Utility Enterprise Funds</b>							
Water Distribution Fund	1,155,520	21,028,115	-	22,183,635	930,382	(520,015)	22,594,003
Water Treatment Plant Ops Fund	(193,973)			(193,973)	298,218	(145,406)	(41,161)
Sewer Fund	325,185	7,933,172	-	8,258,357	566,179	(507,497)	8,317,039
Wastewater Treatment Plant	442,959	12,139,091	-	12,582,050	655,176	(790,741)	12,446,485
Refuse Collection Fund	332,532	3,869,746	-	4,202,279	621,593	(354,247)	4,469,624
Balefill Fund	494,555	9,168,248	-	9,662,803	315,286	(516,339)	9,461,749
<b>Parks &amp; Recreation Enterprise Funds</b>							
Aquatics Fund	(28,041)			(28,041)		(63,566)	(91,607)
Golf Course Fund	430,714			430,714	88,803	(40,952)	478,565
Ice Arena Fund	(4,278)			(4,278)	8,508	(19,012)	(14,782)
Recreation Center Fund	1,338			1,338	2,186	(75,250)	(71,726)
Hogadon Fund	39,012			39,012	33,764	(38,538)	34,238
Ford Wyoming Center Fund	1,345,909			1,345,909	14,622	(1,353,677)	6,853
<b>Other Enterprise Funds - Parking</b>	2,644	135,440	-	138,084	13,087	-	151,171
<b>Internal Service Funds</b>							
Fleet Maintenance Fund	189,931			189,931	131,763	(149,466)	172,228
Buildings and Structures Fund	550,004			550,004	15,682	(61,113)	504,573
Property Insurance Fund	56,648			56,648	105,803	(29,480)	132,970
	<b>\$ 9,184,851</b>	<b>\$ 186,215,218</b>	<b>\$ -</b>	<b>\$ 195,400,068</b>	<b>\$ 7,293,371</b>	<b>\$ (12,981,125)</b>	<b>\$ 189,712,314</b>

**City of Casper, Wyoming**  
**Summary of Cash and Investments**  
For Fiscal Year 2023 as of March, 31 2023

**Bank Accounts**

Petty Cash	\$ 16,637
Petty Cash	2,030
Concentration	5,380,903
Expense Checking	(236,345)
Customer Refund	1,314
Court Bonds	223,561
Health Insurance	-
CEC Show Account	1,358,348
Police Evidence Account	91,633
Firehouse Redevelopment	-
Outgoing EFT	50,000

<b>Total Cash</b>	<b>\$ 6,888,080</b>
-------------------	---------------------

**Investments**

General Fund	\$ 25,367,996
Opportunities Fund	14,031,372
Perpetual Care Fund	30,009,684
Debt Service Fund	5,754,696
Metro Animal Fund	842,436
River Fund	1,601,995
CARES Act Funding	12,167,707
Weed & Pest Fund	1,286,450
Revolving Land Fund	1,458,737
Capital Projects Fund	36,091,709
Water Distribution Fund	21,028,115
Sewer Fund	7,933,172
Wastewater Treatment Plant	12,139,091
Refuse Collection Fund	3,869,746
Balefill Fund	9,168,248
Parking Fund	135,440
Health Insurance Fund	3,328,622

<b>Total Investments</b>	<b>\$ 186,215,218</b>
--------------------------	-----------------------

**Other Assets**

General Fund	
Notes/Loans Receivable	\$ 380,505
Opportunities Fund	
Notes/Loans Receivable	283,567
Perpetual Care Fund	
Notes/Loans Receivable	575,797
Debt Service Fund	
Notes/Loans Receivable	-
Penalty Receivable	5,651
Principal Receivable	93,491
Redevelopment Loan Fund	
Notes/Loans Receivable	164,000
Capital Projects Fund	
Notes/Loans Receivable	88,166

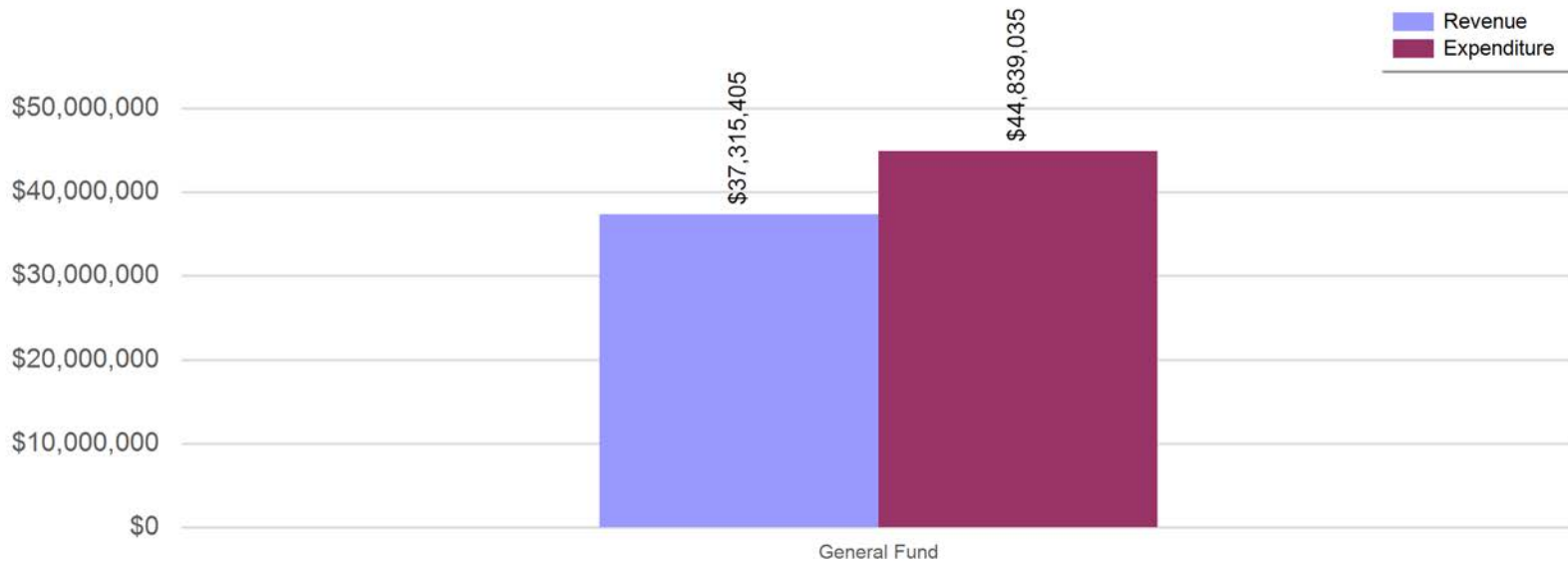
<b>Total Other Assets</b>	<b>\$ 1,591,177</b>
---------------------------	---------------------

**City of Casper, Wyoming**  
**General Fund Balance Sheet**  
For Fiscal Year 2023 as of March 31, 2023  
**75.00 % OF THE FISCAL YEAR HAS ELAPSED**

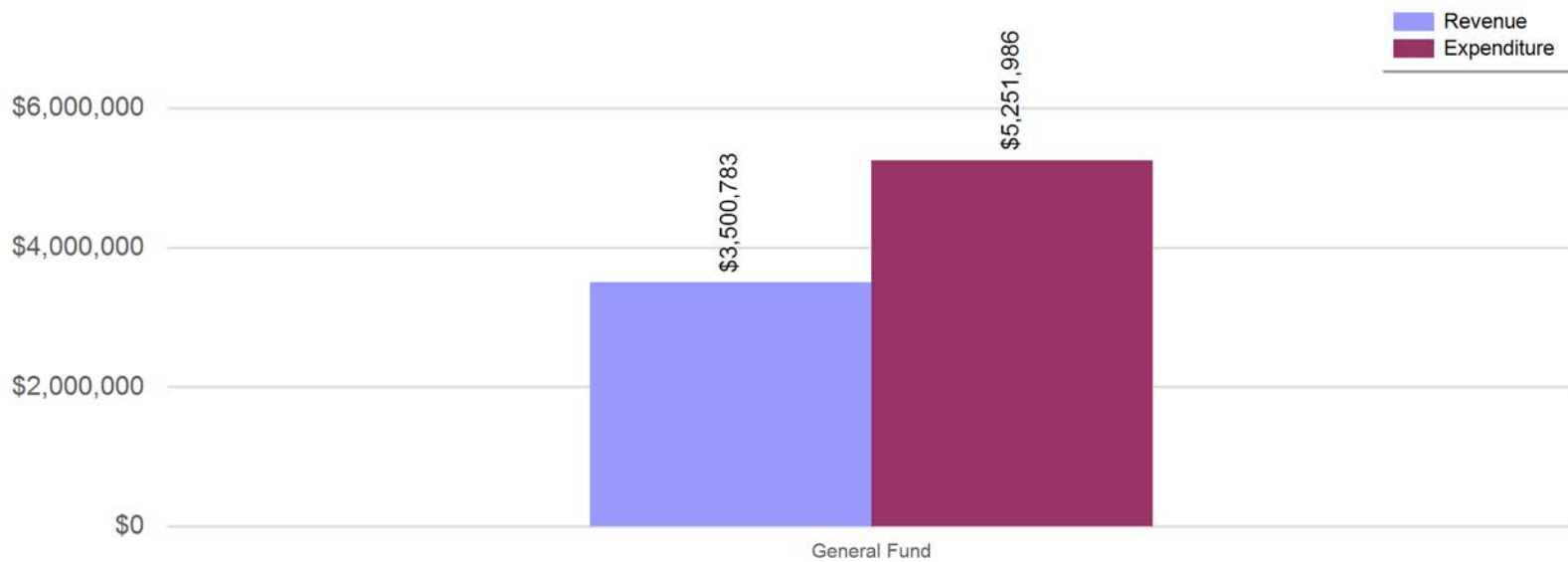
	<u>General Fund</u>
<b>ASSETS</b>	
Current Assets	
Cash	\$ 2,247,539
Investments	25,367,996
Market Adjustments	-
Inventory	90,288
Grants Receivable	-
Loans Receivable	380,505
Accounts Receivable	1,736,549
Prepaid Expenses	23,994
Lease Receivable - Short Term	216,213
Total Current Assets	<u>30,063,084</u>
Non-Current Assets	
Lease Receivable - Long Term	2,531,031
Total Assets	<u>\$ 32,594,115</u>
<b>LIABILITIES</b>	
Current Liabilities	
Accounts Payable	\$ 1,510,914
Accrued Wages and Benefits Payable	1,073,852
Deferred Revenue	67,048
Held in Trust - Police Accounts	3,009,249
Total Current Liabilities	<u>5,661,062</u>
Non-Current Liabilities	
Funds Held in Trust	5,052
Total Non-Current Liabilities	<u>5,052</u>
Total Liabilities	<u>\$ 5,666,114</u>
<b>DEFERRED INFLOWS OF RESOURCES</b>	
Total Deferred Inflows Of Resources	<u>\$ 2,676,683</u>
<b>NET POSITION</b>	
Net Investment in Capital Assets	\$ 2,747,244
Unrestricted	21,504,074
Total Net Position	<u>\$ 24,251,317</u>

**City of Casper, Wyoming**  
**General Fund Revenue Expenditure Comparison**  
For Fiscal Year 2023 as of March 31, 2023  
75.00 % OF THE FISCAL YEAR HAS ELAPSED

**General Fund YTD Revenue and Expenditure Comparison**



**General Fund MTD Revenue and Expenditure Comparison**



**City of Casper, Wyoming**  
**General Fund Statement of Expenditures**  
For Fiscal Year 2023 as of March 31, 2023  
**75.00 % OF THE FISCAL YEAR HAS ELAPSED**

Organization	Revised Budget	Current Year To Date	Current Year % of Budget
General Fund Revenue	\$ 75,960	\$ 40,442	53%
General Fund Transfers Out	10,773,302	8,735,673	81%
City Council	300,603	147,254	49%
City Manager	946,074	620,400	66%
City Clerk	466,763	348,830	75%
Social Community Services	1,341,981	981,863	73%
Municipal Court	771,611	553,302	72%
City Attorney	772,760	560,975	73%
Human Resources	832,102	625,556	75%
City Hall	425,472	332,261	78%
Marathon Building	19,110	17,996	94%
Miller St. Dormitory	43,883	32,976	75%
City Center Building	77,917	56,764	73%
Ash Street Building	29,522	15,604	53%
Casper Business Center	79,672	105,770	133%
Information Services	2,009,986	1,527,208	76%
Finance	914,039	686,468	75%
Customer Service	853,409	675,286	79%
Engineering	906,682	771,587	85%
Streets	3,483,952	2,544,087	73%
Traffic Control	800,332	448,972	56%
Community Development	1,503,219	1,056,755	70%
Code Enforcement	-	-	
Police Administration	16,412,979	12,588,194	77%
Police Career Services	430,000	265,230	62%
Police Investigations	42,000	25,323	60%
Fire-EMS Administration	10,271,102	8,032,266	78%
Fire-EMS Operations	761,272	662,605	87%
Fire-EMS Training	119,964	98,970	83%
Fire-EMS Prevent & Inspect	39,903	9,517	24%
Parks - Athletic Maint.	478,023	239,301	50%
Parks - Parks Maint.	1,886,934	1,284,441	68%
Parks - Urban Forestry	21,234	10,540	50%
Parks - Special Areas	139,700	94,685	68%
Cemetery	503,281	290,237	58%
Ft. Caspar Museum	499,724	351,700	70%
<b>Total</b>	<b>\$ 59,034,467</b>	<b>\$ 44,839,035</b>	<b>76%</b>



**City of Casper, Wyoming**  
**General Fund Statement of Revenues and Expenditures**  
For Fiscal Year 2023 as of March 31, 2023  
**75.00 % OF THE FISCAL YEAR HAS ELAPSED**

	Revised Budget	Current Year To Date	Current Year % of Budget
<b>Revenues:</b>			
General Property Tax	\$ 5,368,052	\$ 3,486,084	64.94%
Licences and Permits	5,845,236	3,301,236	56.48%
Automobile Tax	1,547,309	1,604,448	103.69%
Cigarette Tax	229,339	143,718	62.67%
Direct Distribution	4,658,159	4,658,159	100.00%
Federal Grants	5,000	-	0.00%
Gaming Revenue	1,000,000	1,415,822	141.58%
Gasoline Tax	1,281,528	849,118	66.26%
Intergovernmental User Charges	34,057	19,502	57.26%
Mineral Royalites Tax	2,073,642	1,015,106	48.95%
Municipal Share of State Sales	21,338,411	13,531,604	63.41%
Severance Tax	2,067,465	1,055,519	51.05%
Special Fuels Tax	583,234	443,520	76.04%
Goods and Svcs Rev	4,443,110	3,100,311	69.78%
Fines and Forfeits	1,285,000	970,471	75.52%
Misc Revenue	1,101,635	1,707,430	154.99%
Loan Receipts	16,576	12,432	75.00%
Transfers In	1,234	925	75.00%
<b>Total Revenues</b>	<b>\$ 52,878,987</b>	<b>\$ 37,315,405</b>	<b>70.57%</b>

	Revised Budget	Current Year To Date	Current Year % of Budget
<b>Expenditures:</b>			
Personnel Services	\$ 34,460,863	\$ 26,842,214	77.89%
Materials & Supplies	3,993,102	2,680,988	67.14%
Contractual Services	5,200,468	3,333,794	64.11%
Capital Outlay	46,714	11,237	24.06%
Transfers Out	10,773,302	8,735,673	81.09%
Other Costs	3,525,752	2,544,736	72.18%
Utility Expense	1,034,266	690,393	66.75%
<b>Total Expenditures</b>	<b>\$ 59,034,467</b>	<b>\$ 44,839,035</b>	<b>75.95%</b>
<b>Net Revenue (Shortfall)</b>	<b>\$ (6,155,480)</b>	<b>\$ (7,523,629)</b>	<b>-5.39%</b>

**City of Casper, Wyoming**  
**General Fund Summary of Cash and Investments**  
For Fiscal Year 2023 as of March 31, 2023  
**75.00 % OF THE FISCAL YEAR HAS ELAPSED**

Cash	\$	2,247,539
Investments		25,367,996
		<hr/>
	\$	27,615,535

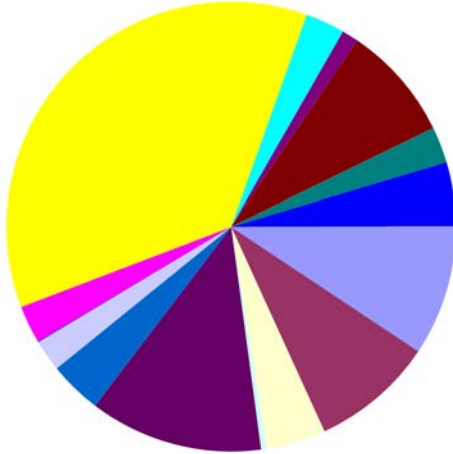
# City of Casper, Wyoming

## General Fund Summary of Revenues and Expenditures

For Fiscal Year 2023 as of March 31, 2023  
75.00 % OF THE FISCAL YEAR HAS ELAPSED

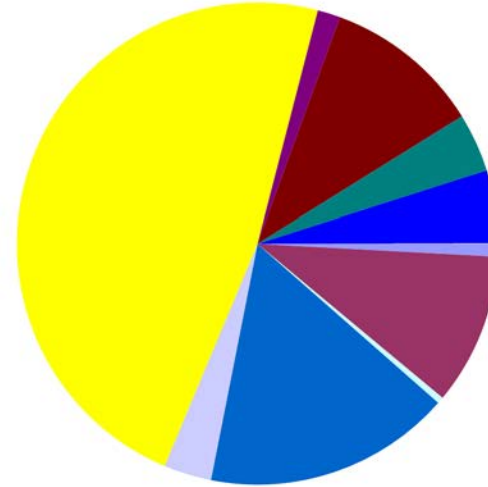
Year To Date Revenues  
\$37,315,405

- General Property Tax-\$3,486,084
- Licences and Permits-\$3,301,236
- Automobile Tax-\$1,604,448
- Cigarette Tax-\$143,718
- Direct Distribution-\$4,658,159
- Federal Grants-\$0
- Gaming Revenue-\$1,415,822
- Gasoline Tax-\$849,118
- Intergovernmental User Charges-\$19,502
- Mineral Royalties Tax-\$1,015,106
- Municipal Share of State Sales-\$13,531,604
- Severance Tax-\$1,055,519
- Special Fuels Tax-\$443,520
- Goods and Svcs Rev-\$3,100,311
- Fines and Forfeits-\$970,471
- Misc Revenue-\$1,707,430
- Loan Receipts-\$12,432
- Transfers In-\$925



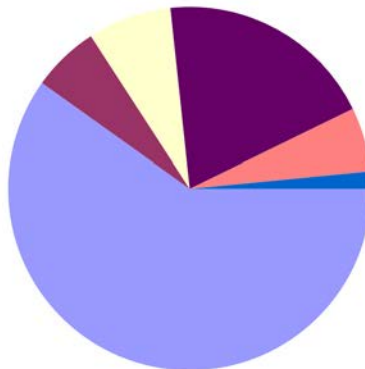
Month To Date Revenues  
\$3,500,783

- General Property Tax-\$29,684
- Licences and Permits-\$356,740
- Automobile Tax-\$0
- Cigarette Tax-\$15,314
- Direct Distribution-\$0
- Federal Grants-\$0
- Gaming Revenue-\$582,041
- Gasoline Tax-\$112,340
- Intergovernmental User Charges-\$0
- Mineral Royalties Tax-\$0
- Municipal Share of State Sales-\$1,670,898
- Severance Tax-\$0
- Special Fuels Tax-\$53,465
- Goods and Svcs Rev-\$370,600
- Fines and Forfeits-\$138,155
- Misc Revenue-\$170,083
- Loan Receipts-\$1,381
- Transfers In-\$103



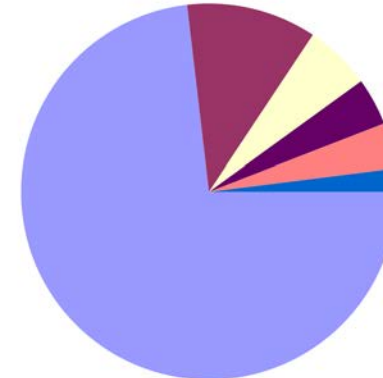
Year To Date Expenditures  
\$44,839,035

- Personnel Services-\$26,842,214
- Materials & Supplies-\$2,680,988
- Contractual Services-\$3,333,794
- Capital Outlay-\$11,237
- Transfers Out-\$8,735,673
- Other Costs-\$2,544,736
- Utility Expense-\$690,393



Month To Date Expenditures  
\$5,251,986

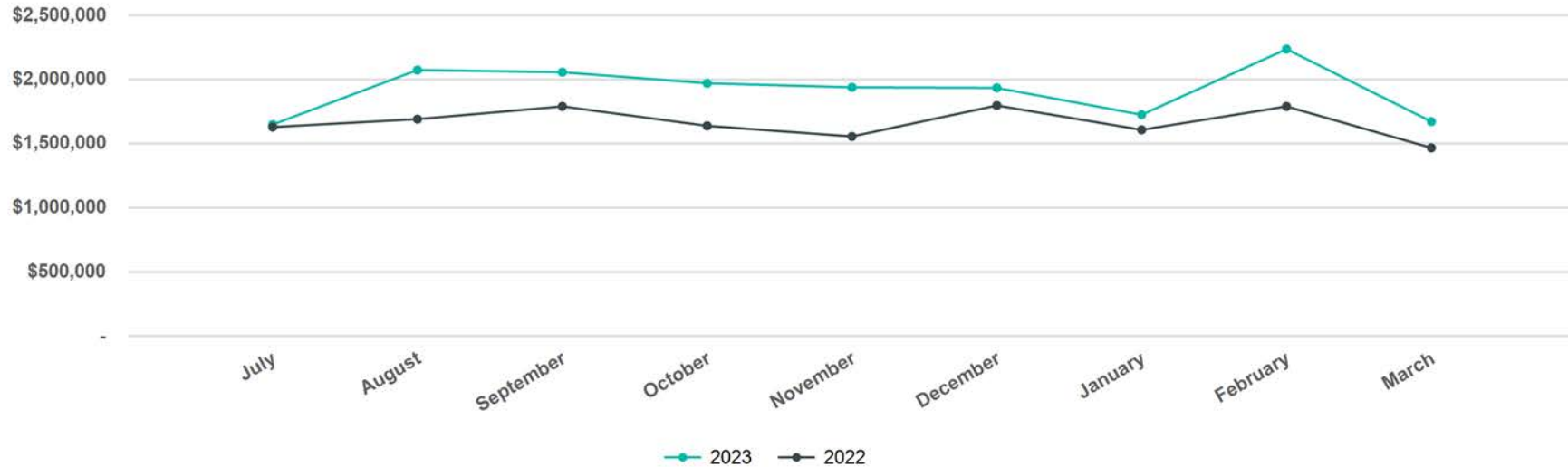
- Personnel Services-\$3,841,371
- Materials & Supplies-\$587,590
- Contractual Services-\$299,219
- Capital Outlay-\$0
- Transfers Out-\$214,840
- Other Costs-\$204,825
- Utility Expense-\$104,141



**City of Casper, Wyoming**  
**Sales Tax Comparison**  
**(Budget Basis - For Management Use Only)**  
For Fiscal Year 2023 as of March 31, 2023  
**75.00 % OF THE FISCAL YEAR HAS ELAPSED**

Month	FY 2023			FY 2022			FY 2023 Current Month % Increase Over 2022	FY 2023 To Date % Increase Over 2022
	Budget	Actuals	Actual Year to Date	Budget	Actuals	Actual Year to Date		
July	\$ 1,778,201	\$ 1,647,473	\$ 1,647,473	\$ 1,603,904	\$ 1,628,013	\$ 1,628,013	1.20%	1.20%
August	1,778,201	2,073,763	3,721,236	1,603,904	1,690,206	3,318,219	22.69%	12.15%
September	1,778,201	2,056,269	5,777,506	1,603,904	1,789,476	5,107,695	14.91%	13.11%
October	1,778,201	1,970,108	7,747,614	1,603,904	1,637,802	6,745,498	20.29%	14.86%
November	1,778,201	1,938,461	9,686,075	1,603,904	1,554,971	8,300,469	24.66%	16.69%
December	1,778,201	1,934,520	11,620,595	1,603,904	1,796,649	10,097,118	7.67%	15.09%
January	1,778,201	1,724,567	13,345,161	1,603,904	1,606,754	11,703,872	7.33%	14.02%
February	1,778,201	2,236,781	15,581,943	1,603,904	1,789,182	13,493,053	25.02%	15.48%
March	1,778,201	1,670,898	17,252,841	1,603,904	1,465,996	14,959,049	13.98%	15.33%
	\$ 16,003,808	\$ 17,252,841		\$ 14,435,136	\$ 14,959,049			
\$1,249,032 or 7.80 % Above YTD Projections for FY 2023 through period 9								

Comparison of Municipal Share of State Sales By Month

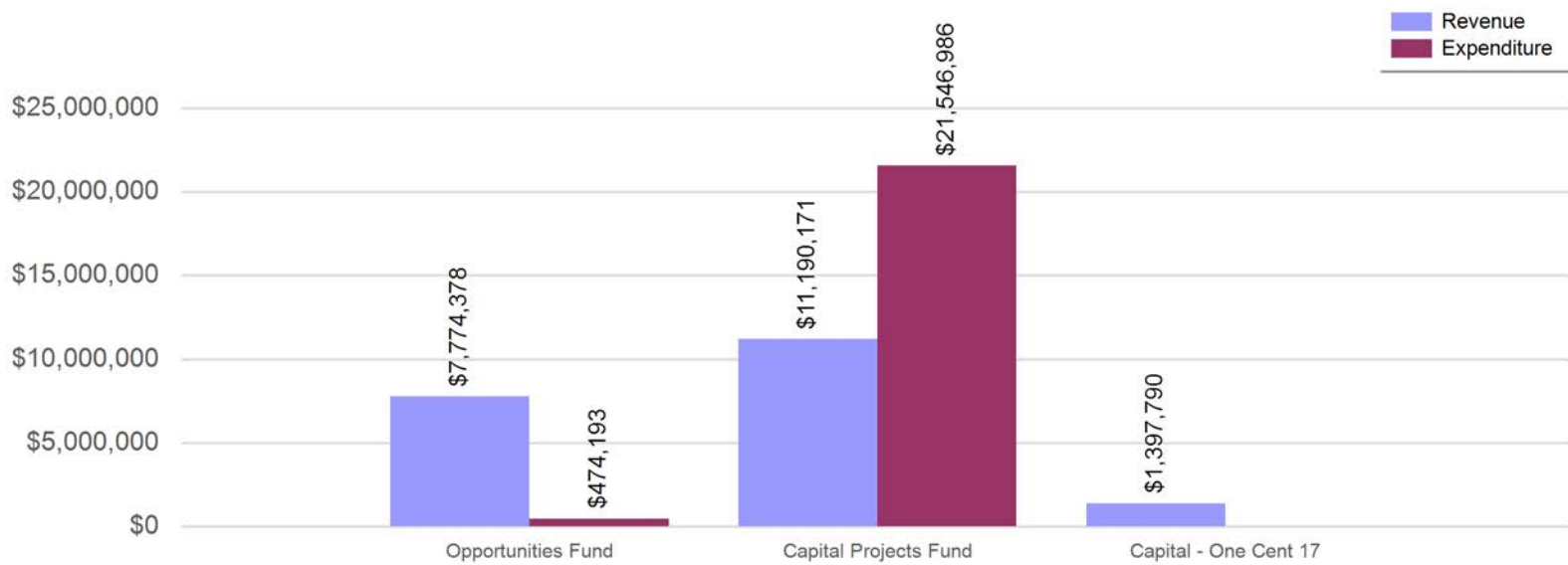


**City of Casper, Wyoming**  
**Capital Project Funds Consolidated Balance Sheet**  
For Fiscal Year 2023 as of March 31, 2023  
**75.00 % OF THE FISCAL YEAR HAS ELAPSED**

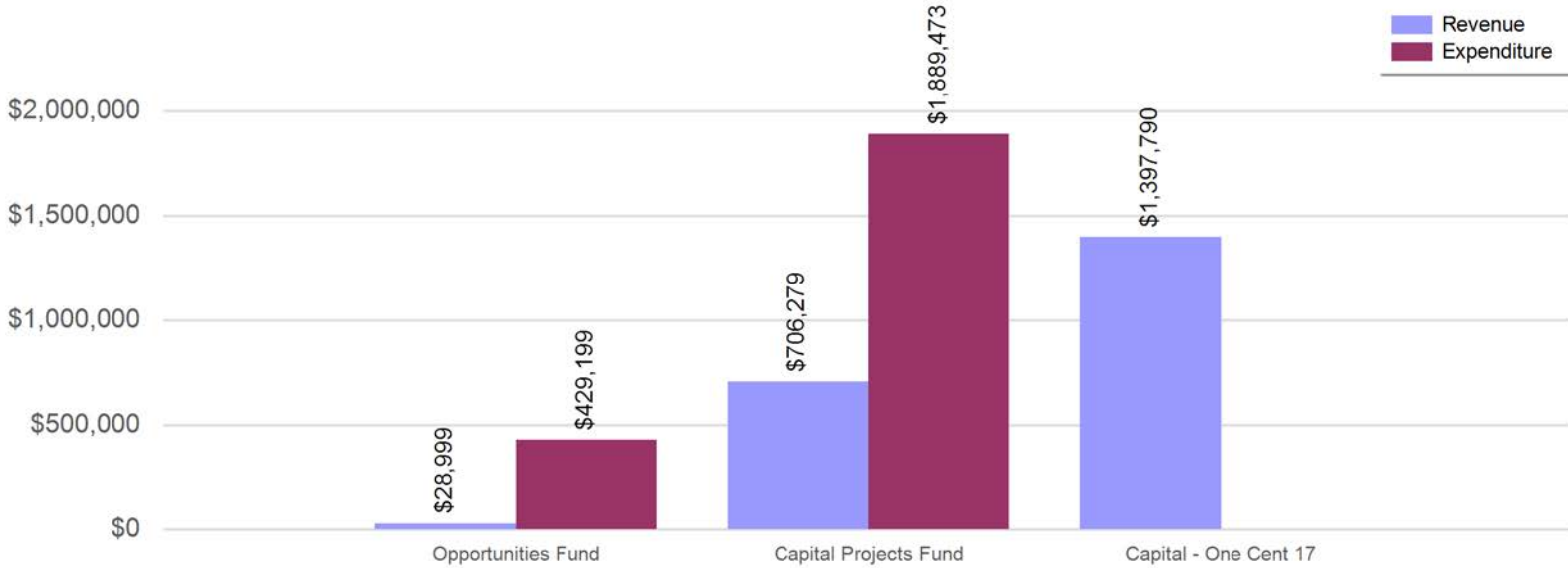
	Opportunities Fund	Capital Projects Fund
<b>ASSETS</b>		
Current Assets		
Cash	\$ 6,956	\$ 608,594
Investments	14,031,372	36,091,709
Market Adjustments	-	-
Grants Receivable		91,626
Loans Receivable	283,567	88,166
Accounts Receivable	-	-
Prepaid Expenses		30,735
Total Current Assets	<u>14,321,895</u>	<u>36,910,830</u>
Total Assets	<u>\$ 14,321,895</u>	<u>\$ 36,910,830</u>
<b>LIABILITIES</b>		
Current Liabilities		
Accounts Payable	\$ -	\$ 387,270
Deferred Revenue		36,251
Total Current Liabilities	<u>-</u>	<u>423,522</u>
Total Liabilities	<u>\$ -</u>	<u>\$ 423,522</u>
<b>NET POSITION</b>		
Unrestricted	\$ 14,321,895	\$ 36,487,309
Total Net Position	<u>\$ 14,321,895</u>	<u>\$ 36,487,309</u>

**City of Casper, Wyoming**  
**Capital Project Funds Revenue and Expenditure Comparison**  
**For Fiscal Year 2023 as of March 31, 2023**  
**75.00 % OF THE FISCAL YEAR HAS ELAPSED**

**Capital Projects Funds YTD Revenue and Expenditure Comparison**



**Capital Projects Funds MTD Revenue and Expenditure Comparison**



**City of Casper, Wyoming**  
**Opportunites Fund Statement of Revenues and Expenditures**

For Fiscal Year 2023 as of March 31, 2023  
75.00 % OF THE FISCAL YEAR HAS ELAPSED

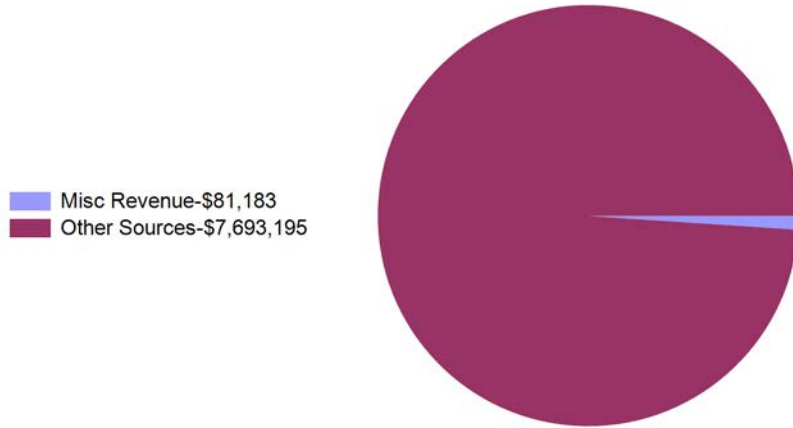
	Revised Budget	Current Year To Date	Current Year % of Budget
<b>Revenues:</b>			
Misc Revenue	\$ 63,269	\$ 81,183	128.31%
Other Sources	35,863	7,693,195	21451.62%
<b>Total Revenues</b>	<b>\$ 99,132</b>	<b>\$ 7,774,378</b>	<b>7842.45%</b>
<b>Expenditures:</b>			
Contractual Services	\$ 4,512	\$ 3,530	78.23%
Transfers Out	1,185,000	470,663	39.72%
<b>Total Expenditures</b>	<b>\$ 1,189,512</b>	<b>\$ 474,193</b>	<b>39.86%</b>
<b>Net Revenue (Shortfall)</b>	<b>\$ (1,090,380)</b>	<b>\$ 7,300,185</b>	<b>7802.59%</b>

**Opportunities Fund Summary of Cash and Investments**

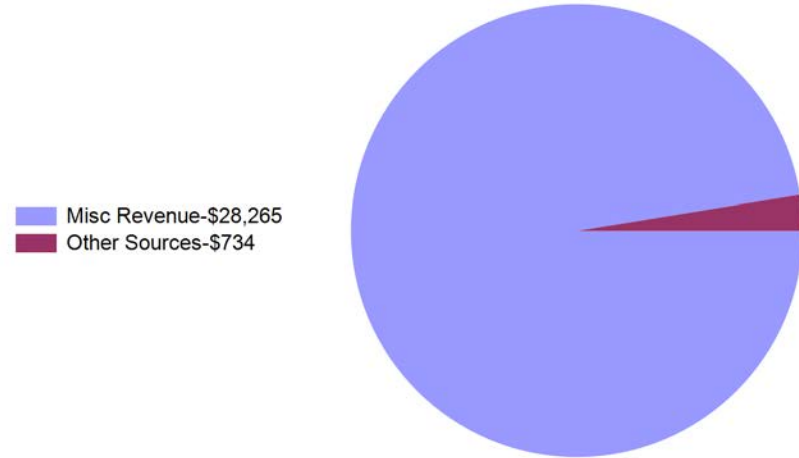
Cash	\$ 6,956
Investments	14,031,372
	<b>\$ 14,038,328</b>

**City of Casper, Wyoming**  
**Opportunities Fund Summary of Revenues and Expenditures**  
For Fiscal Year 2023 as of March 31, 2023  
75.00 % OF THE FISCAL YEAR HAS ELAPSED

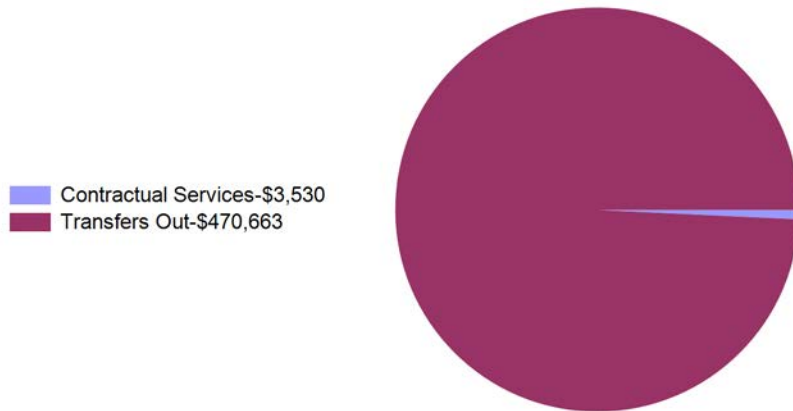
Year To Date Revenues  
\$7,774,378



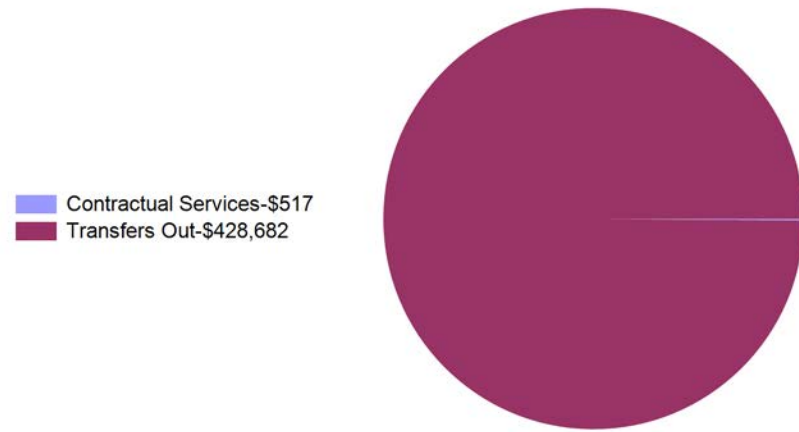
Month To Date Revenues  
\$28,999



Year To Date Expenditures  
\$474,193



Month To Date Expenditures  
\$429,199





**City of Casper, Wyoming**  
**Capital Projects Fund Statement of Revenues and Expenditures**  
For Fiscal Year 2023 as of March 31, 2023  
75.00 % OF THE FISCAL YEAR HAS ELAPSED

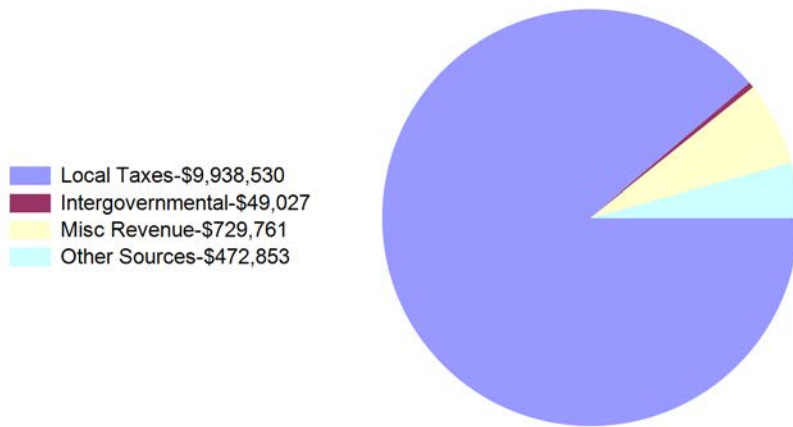
	Revised Budget	Current Year To Date	Current Year % of Budget
<b>Revenues:</b>			
Local Taxes	\$ 16,876,343	\$ 9,938,530	58.89%
Intergovernmental	5,027,500	49,027	0.98%
Misc Revenue	1,307,462	729,761	55.82%
Other Sources	2,289,595	472,853	20.65%
<b>Total Revenues</b>	<b>\$ 25,500,900</b>	<b>\$ 11,190,171</b>	<b>43.88%</b>
	Revised Budget	Current Year To Date	Current Year % of Budget
<b>Expenditures:</b>			
Materials & Supplies	\$ 82,674	\$ 13,131	15.88%
Contractual Services	1,829,029	531,244	29.05%
Capital Outlay	36,845,172	7,436,062	20.18%
Transfers Out	5,904,047	13,566,912	229.79%
Other Costs	10,658	(364)	-3.42%
<b>Total Expenditures</b>	<b>\$ 44,671,580</b>	<b>\$ 21,546,986</b>	<b>48.23%</b>
<b>Net Revenue (Shortfall)</b>	<b>\$ (19,170,680)</b>	<b>\$ (10,356,814)</b>	<b>-4.35%</b>

**Capital Projects Fund Summary of Cash and Investments**

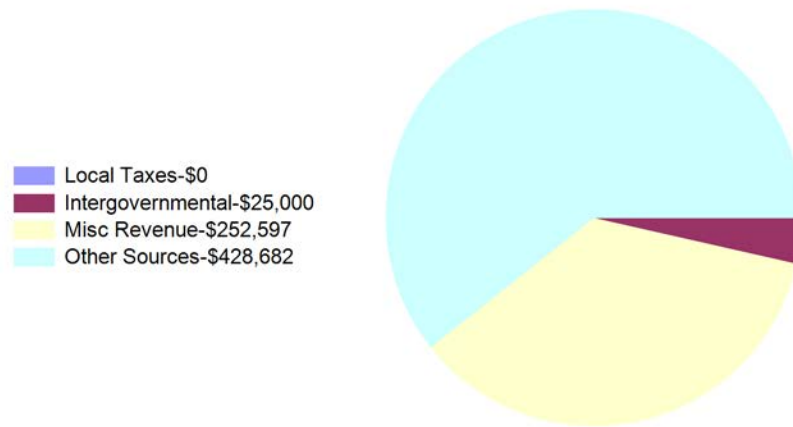
Cash	\$ 608,594
Investments	36,091,709
	<u><b>\$ 36,700,303</b></u>

**City of Casper, Wyoming**  
**Capital Project Fund Summary of Revenues and Expenditures**  
For Fiscal Year 2023 as of March 31, 2023  
75.00 % OF THE FISCAL YEAR HAS ELAPSED

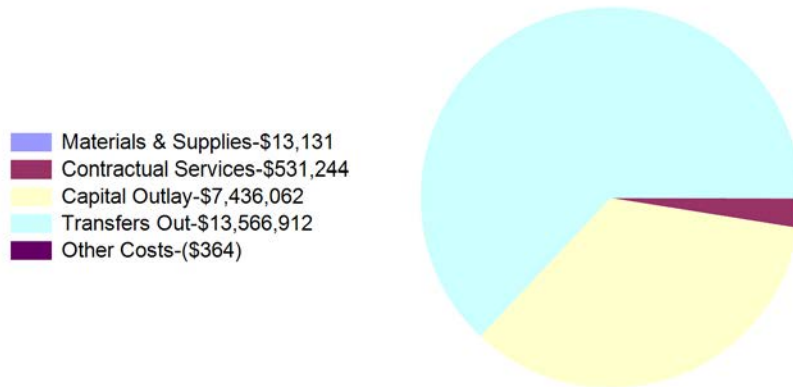
Year To Date Revenues  
\$11,190,171



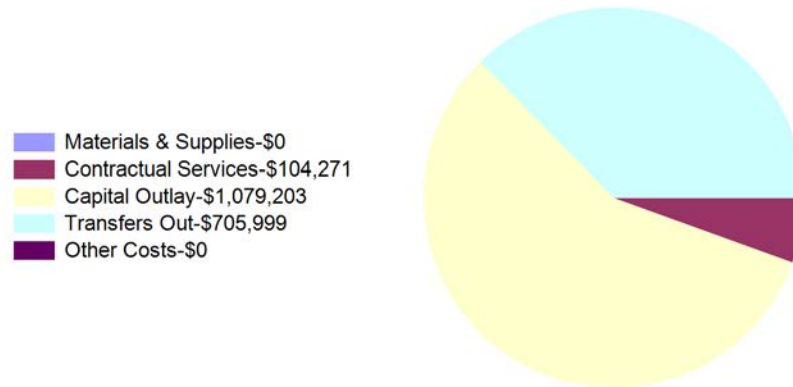
Month To Date Revenues  
\$706,279



Year To Date Expenditures  
\$21,546,986



Month To Date Expenditures  
\$1,889,473

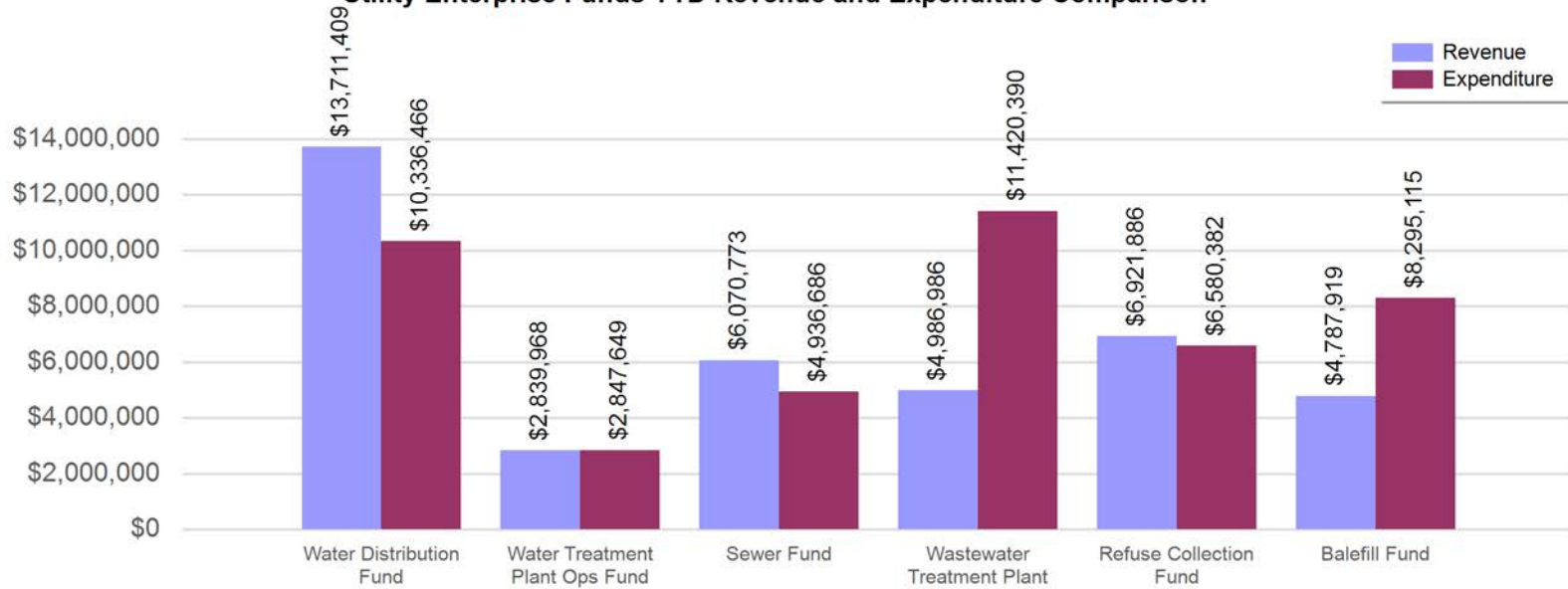


**City of Casper, Wyoming**  
**Utility Enterprise Funds Consolidated Balance Sheet**  
**For Fiscal Year 2023 as of March 31, 2023**  
**75.00 % OF THE FISCAL YEAR HAS ELAPSED**

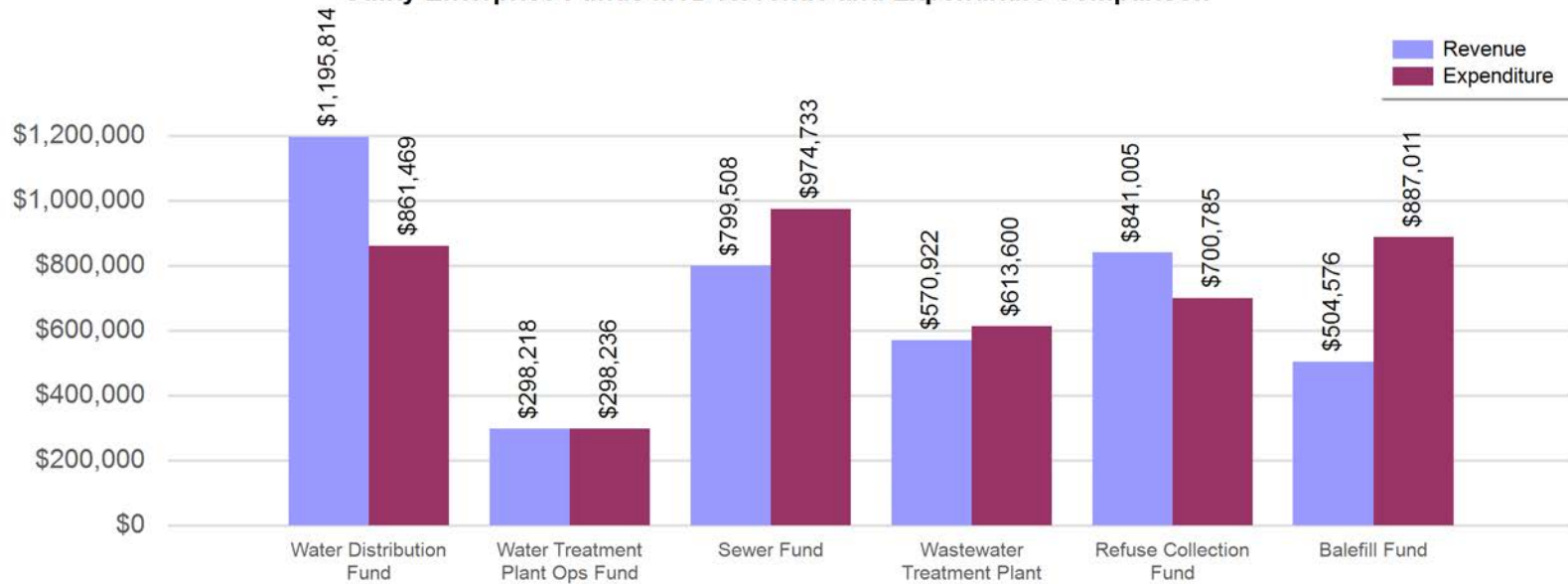
	Water Distribution Fund	Water Treatment Plant Ops Fund	Sewer Fund	Wastewater Treatment Plant	Refuse Collection Fund	Balefill Fund
<b>ASSETS</b>						
Current Assets						
Cash	\$ 1,155,520	\$ (193,973)	\$ 325,185	\$ 442,959	\$ 332,532	\$ 494,555
Investments	21,028,115		7,933,172	12,139,091	3,869,746	9,168,248
Market Adjustments	-		-	-	-	-
Inventory	415,336			86,219		33,506
Grants Receivable				48,893		-
Accounts Receivable	451,090	298,218	566,179	520,063	605,586	240,851
Clearing	55,951					
Prepaid Expenses	-				16,007	40,929
Lease Receivable - Short Term	8,004					
Total Current Assets	<u>23,114,017</u>	<u>104,245</u>	<u>8,824,536</u>	<u>13,237,226</u>	<u>4,823,871</u>	<u>9,978,088</u>
Capital Assets						
Land, Buildings & Improvements	100,827,295		31,178,792	76,290,129	5,212,769	38,893,451
Equipment	5,628,177		1,996,509	7,630,660	7,534,573	9,156,514
Accumulated Depreciation	(43,365,049)		(21,498,531)	(52,281,941)	(5,282,187)	(19,458,585)
Total Capital Assets	<u>63,090,422</u>		<u>11,676,770</u>	<u>31,638,847</u>	<u>7,465,155</u>	<u>28,591,380</u>
Non-Current Assets						
Lease Receivable - Long Term	262,798					
Total Assets	<u>\$ 86,467,238</u>	<u>\$ 104,245</u>	<u>\$ 20,501,306</u>	<u>\$ 44,876,073</u>	<u>\$ 12,289,027</u>	<u>\$ 38,569,468</u>
<b>DEFERRED OUTFLOWS OF RESOURCES</b>						
Total Deferred Outflows Of Resources	<u>\$ 320,979</u>	<u>\$ 122,809</u>	<u>\$ 120,018</u>	<u>\$ 197,771</u>	<u>\$ 323,770</u>	<u>\$ 274,726</u>
<b>LIABILITIES</b>						
Current Liabilities						
Accounts Payable	\$ 378,898	\$ 114,203	\$ 481,233	\$ 692,374	\$ 279,480	\$ 347,001
Accrued Wages and Benefits Payable	64,154	31,203	26,264	44,751	74,767	64,514
Interest Payable	49,663			53,617		104,825
Customer Deposits	27,300					
Total Current Liabilities	<u>520,015</u>	<u>145,406</u>	<u>507,497</u>	<u>790,741</u>	<u>354,247</u>	<u>516,339</u>
Non-Current Liabilities						
Notes Payable	3,493,571			13,747,615		5,670,700
Closure & Post Closure Costs						8,529,544
Accrued Comp ABS	109,609	43,847	44,620	70,498	98,413	118,941
Net Pension Liability	1,231,711	471,264	460,553	758,918	1,242,422	1,054,223
Net OPEB Liability	-	-	-	-	-	-
Total Non-Current Liabilities	<u>4,834,891</u>	<u>515,111</u>	<u>505,173</u>	<u>14,577,031</u>	<u>1,340,835</u>	<u>15,373,407</u>
Total Liabilities	<u>\$ 5,354,906</u>	<u>\$ 660,516</u>	<u>\$ 1,012,670</u>	<u>\$ 15,367,772</u>	<u>\$ 1,695,082</u>	<u>\$ 15,889,747</u>
<b>DEFERRED INFLOWS OF RESOURCES</b>						
Total Deferred Inflows Of Resources	<u>\$ 1,206,255</u>	<u>\$ 360,860</u>	<u>\$ 352,658</u>	<u>\$ 581,125</u>	<u>\$ 951,357</u>	<u>\$ 807,248</u>
<b>NET POSITION</b>						
Net Investment in Capital Assets	\$ 59,867,654		\$ 11,676,770	\$ 17,891,232	\$ 7,465,155	\$ 22,920,680
Unrestricted	20,359,401	(794,322)	7,579,226	11,233,715	2,501,202	(773,480)
Total Net Position	<u>\$ 80,227,055</u>	<u>\$ (794,322)</u>	<u>\$ 19,255,996</u>	<u>\$ 29,124,947</u>	<u>\$ 9,966,357</u>	<u>\$ 22,147,200</u>

**City of Casper, Wyoming**  
**Utility Enterprise Funds Revenue and Expenditure Comparison**  
For Fiscal Year 2023 as of March 31, 2023  
**75.00 % OF THE FISCAL YEAR HAS ELAPSED**

**Utility Enterprise Funds YTD Revenue and Expenditure Comparison**



**Utility Enterprise Funds MTD Revenue and Expenditure Comparison**



**City of Casper, Wyoming**

**Water Distribution Fund Statement of Revenues and Expenditures**

**For Fiscal Year 2023 as of March 31, 2023**

**75.00 % OF THE FISCAL YEAR HAS ELAPSED**

	Revised Budget	Current Year To Date	Current Year % of Budget
<b>Revenues:</b>			
Goods and Svcs Rev	\$ 12,877,435	\$ 10,745,064	83.44%
Misc Revenue	197,296	231,980	117.58%
Utility Revenue	537,000	442,698	82.44%
Other Sources	2,500,000	2,291,667	91.67%
<b>Total Revenues</b>	<b>\$ 16,111,731</b>	<b>\$ 13,711,409</b>	<b>85.10%</b>
	<b>Revised Budget</b>	<b>Current Year To Date</b>	<b>Current Year % of Budget</b>
<b>Expenditures:</b>			
Personnel Services	\$ 2,738,620	\$ 1,723,952	62.95%
Materials & Supplies	8,518,543	6,210,195	72.90%
Contractual Services	1,604,263	808,807	50.42%
Capital Outlay	7,510,738	841,810	11.21%
Debt Service	755,222	656,683	86.95%
Transfers Out	-	2,195	
Other Costs	113,544	77,990	68.69%
Utility Expense	29,500	14,834	50.28%
<b>Total Expenditures</b>	<b>\$ 21,270,430</b>	<b>\$ 10,336,466</b>	<b>48.60%</b>
<b>Net Revenue (Shortfall)</b>	<b>\$ (5,158,699)</b>	<b>\$ 3,374,942</b>	<b>36.51%</b>

## Water Distribution Fund Summary of Cash and Investments

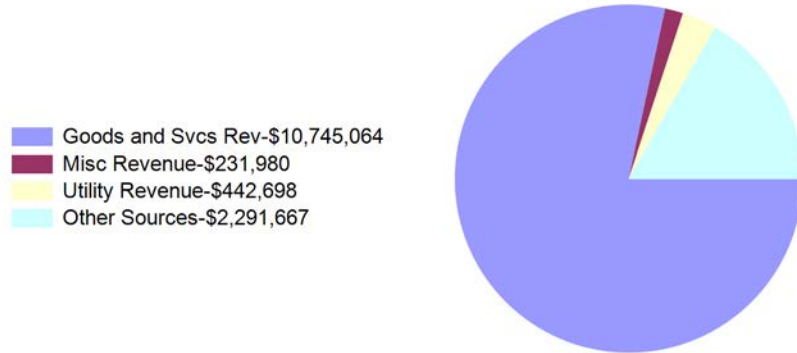
Cash	\$ 1,155,520
Investments	21,028,115
	<u>\$ 22,183,635</u>

# City of Casper, Wyoming

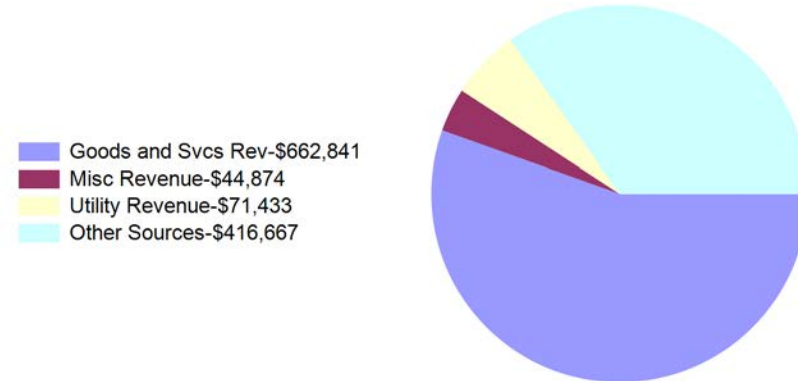
## Water Distribution Fund Summary of Revenues and Expenditures

For Fiscal Year 2023 as of March 31, 2023  
75.00 % OF THE FISCAL YEAR HAS ELAPSED

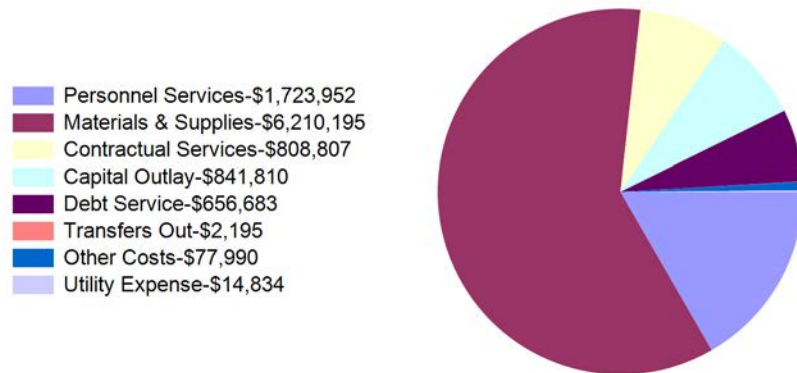
Year To Date Revenues  
\$13,711,409



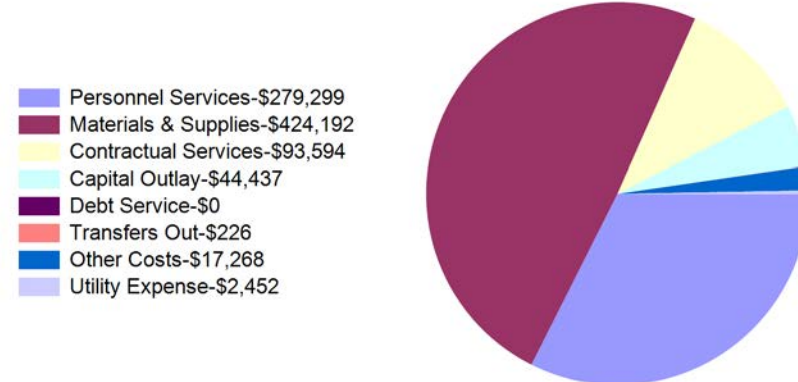
Month To Date Revenues  
\$1,195,814



Year To Date Expenditures  
\$10,336,466



Month To Date Expenditures  
\$861,469



City of Casper, Wyoming

Water Treatment Plant Ops Fund Statement of Revenues and Expenditures

For Fiscal Year 2023 as of March 31, 2023

75.00 % OF THE FISCAL YEAR HAS ELAPSED

	Revised Budget	Current Year To Date	Current Year % of Budget
Revenues:			
Intergovernmental	\$ 3,849,135	\$ 2,839,968	73.78%
Total Revenues	\$ 3,849,135	\$ 2,839,968	73.78%
	Revised Budget	Current Year To Date	Current Year % of Budget
Expenditures:			
Personnel Services	\$ 1,181,229	\$ 907,915	76.86%
Materials & Supplies	2,174,000	1,634,134	75.17%
Contractual Services	387,575	272,326	70.26%
Other Costs	43,731	31,261	71.48%
Utility Expense	62,600	2,014	3.22%
Total Expenditures	\$ 3,849,135	\$ 2,847,649	73.98%
Net Revenue (Shortfall)	\$ -	\$ (7,681)	-0.20%

Water Treatment Plant Ops Fund Summary of Cash and Investments

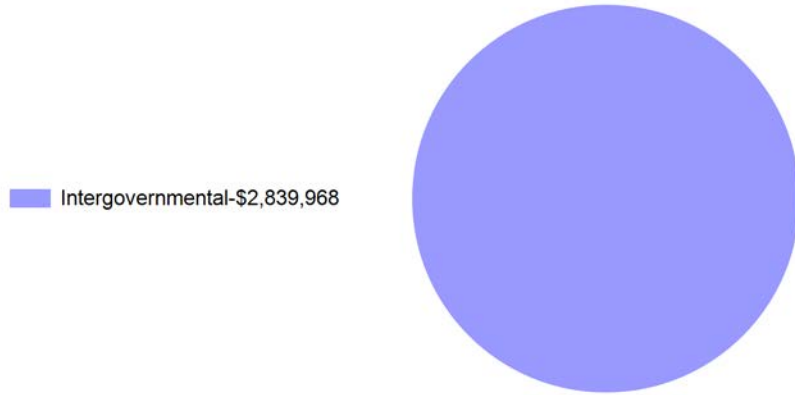
Cash	\$ (193,973)
Investments	-
	<u>\$ (193,973)</u>

# City of Casper, Wyoming

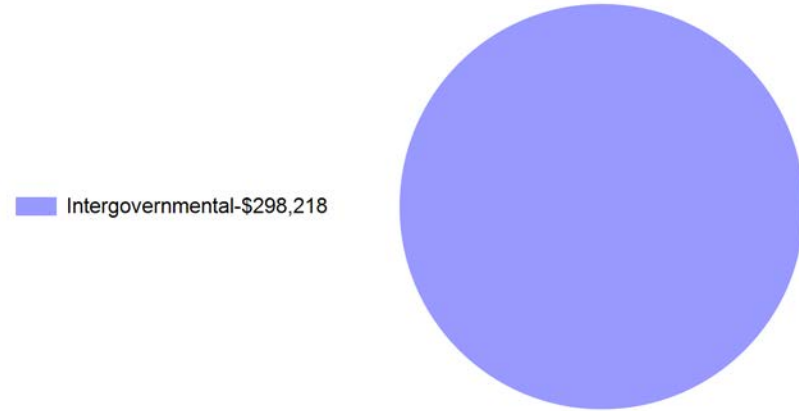
## Water Treatment Plant Ops Fund Summary of Revenues and Expenditures

For Fiscal Year 2023 as of March 31, 2023  
75.00 % OF THE FISCAL YEAR HAS ELAPSED

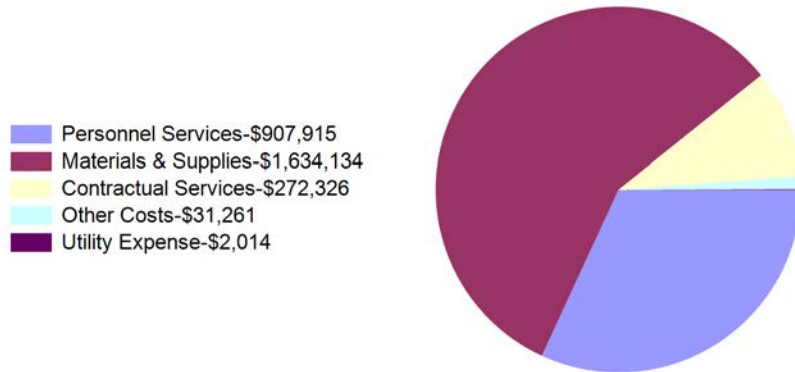
Year To Date Revenues  
\$2,839,968



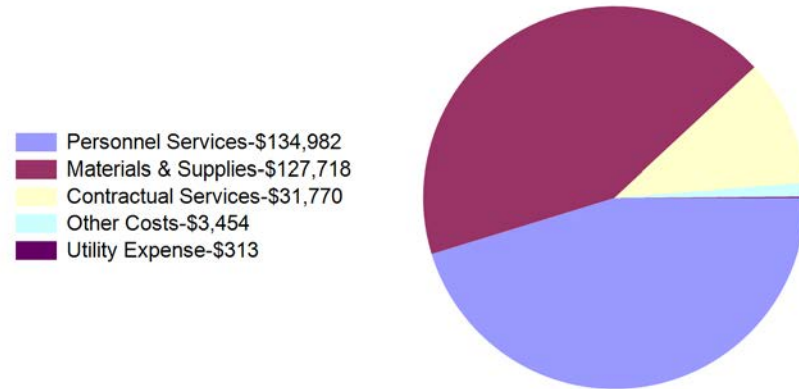
Month To Date Revenues  
\$298,218



Year To Date Expenditures  
\$2,847,649



Month To Date Expenditures  
\$298,236





**City of Casper, Wyoming**  
**Sewer Fund Statement of Revenues and Expenditures**  
For Fiscal Year 2023 as of March 31, 2023  
75.00 % OF THE FISCAL YEAR HAS ELAPSED

	Revised Budget	Current Year To Date	Current Year % of Budget
<b>Revenues:</b>			
Goods and Svcs Rev	\$ 7,009,393	\$ 5,520,754	78.76%
Misc Revenue	64,842	80,307	123.85%
Utility Revenue	40,000	11,379	28.45%
Other Sources	500,000	458,333	91.67%
<b>Total Revenues</b>	<b>\$ 7,614,235</b>	<b>\$ 6,070,773</b>	<b>79.73%</b>
	Revised Budget	Current Year To Date	Current Year % of Budget
<b>Expenditures:</b>			
Personnel Services	\$ 966,865	\$ 654,633	67.71%
Materials & Supplies	124,280	47,905	38.55%
Contractual Services	405,657	278,255	68.59%
Capital Outlay	3,211,875	196,604	6.12%
Transfers Out	-	2,195	
Other Costs	69,206	36,694	53.02%
Utility Expense	5,367,501	3,720,399	69.31%
<b>Total Expenditures</b>	<b>\$ 10,145,383</b>	<b>\$ 4,936,686</b>	<b>48.66%</b>
<b>Net Revenue (Shortfall)</b>	<b>\$ (2,531,148)</b>	<b>\$ 1,134,087</b>	<b>31.07%</b>

**Sewer Fund Summary of Cash and Investments**

Cash	\$ 325,185
Investments	7,933,172
	<u><b>\$ 8,258,357</b></u>

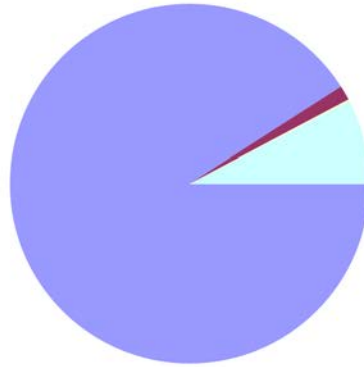
# City of Casper, Wyoming

## Sewer Fund Summary of Revenues and Expenditures

For Fiscal Year 2023 as of March 31, 2023  
75.00 % OF THE FISCAL YEAR HAS ELAPSED

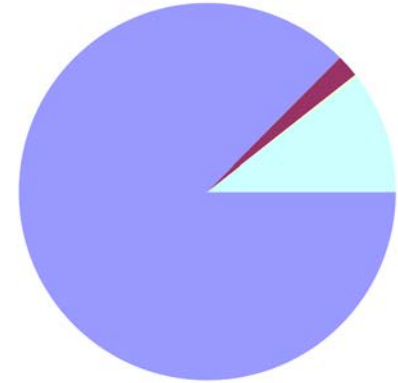
Year To Date Revenues  
\$6,070,773

Goods and Svcs Rev-\$5,520,754  
 Misc Revenue-\$80,307  
 Utility Revenue-\$11,379  
 Other Sources-\$458,333



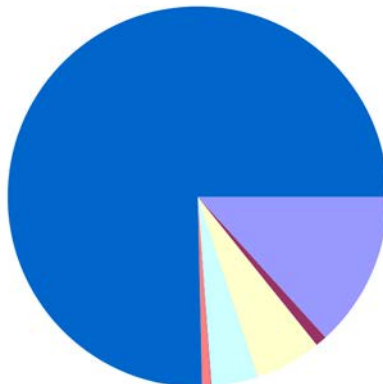
Month To Date Revenues  
\$799,508

Goods and Svcs Rev-\$699,094  
 Misc Revenue-\$15,501  
 Utility Revenue-\$1,579  
 Other Sources-\$83,333



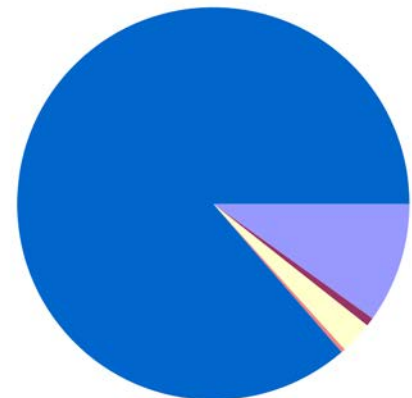
Year To Date Expenditures  
\$4,936,686

Personnel Services-\$654,633  
 Materials & Supplies-\$47,905  
 Contractual Services-\$278,255  
 Capital Outlay-\$196,604  
 Transfers Out-\$2,195  
 Other Costs-\$36,694  
 Utility Expense-\$3,720,399



Month To Date Expenditures  
\$974,733

Personnel Services-\$96,817  
 Materials & Supplies-\$6,881  
 Contractual Services-\$26,253  
 Capital Outlay-\$0  
 Transfers Out-\$226  
 Other Costs-\$2,818  
 Utility Expense-\$841,739



**City of Casper, Wyoming**  
**Wastewater Treatment Plant Fund Statement of Revenues and Expenditures**

For Fiscal Year 2023 as of March 31, 2023  
75.00 % OF THE FISCAL YEAR HAS ELAPSED

	Revised Budget	Current Year To Date	Current Year % of Budget
<b>Revenues:</b>			
Intergovernmental	\$ 13,348,930	\$ 4,418,952	33.10%
Misc Revenue	85,836	118,835	138.44%
Utility Revenue	630,000	449,199	71.30%
Other Sources	608,250	-	0.00%
<b>Total Revenues</b>	<b>\$ 14,673,016</b>	<b>\$ 4,986,986</b>	<b>33.99%</b>
	Revised Budget	Current Year To Date	Current Year % of Budget
<b>Expenditures:</b>			
Personnel Services	\$ 1,713,775	\$ 1,224,086	71.43%
Materials & Supplies	1,173,500	780,226	66.49%
Contractual Services	718,369	477,206	66.43%
Capital Outlay	12,710,673	7,965,659	62.67%
Debt Service	1,060,898	902,769	85.09%
Other Costs	62,802	45,055	71.74%
Utility Expense	58,000	25,388	43.77%
<b>Total Expenditures</b>	<b>\$ 17,498,017</b>	<b>\$ 11,420,390</b>	<b>65.27%</b>
<b>Net Revenue (Shortfall)</b>	<b>\$ (2,825,001)</b>	<b>\$ (6,433,404)</b>	<b>-31.28%</b>

**Wastewater Treatment Plant Fund Summary of Cash and Investments**

Cash	\$ 442,959
Investments	12,139,091
	<u>\$ 12,582,050</u>

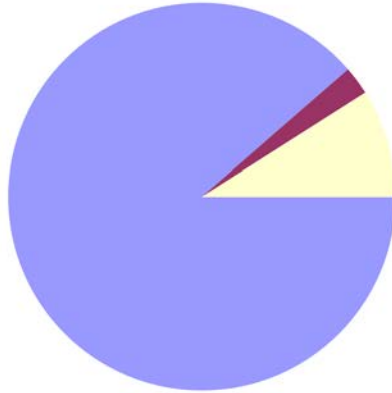
# City of Casper, Wyoming

## Wastewater Treatment Plant Fund Summary of Revenues and Expenditures

For Fiscal Year 2023 as of March 31, 2023  
75.00 % OF THE FISCAL YEAR HAS ELAPSED

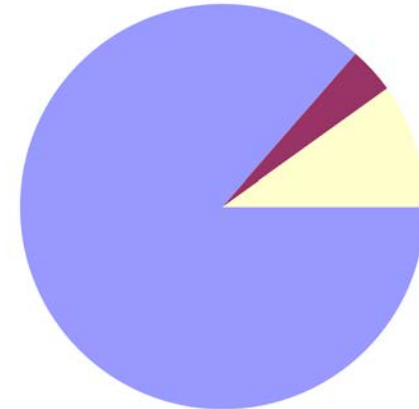
Year To Date Revenues  
\$4,986,986

Intergovernmental-\$4,418,952  
Misc Revenue-\$118,835  
Utility Revenue-\$449,199  
Other Sources-\$0



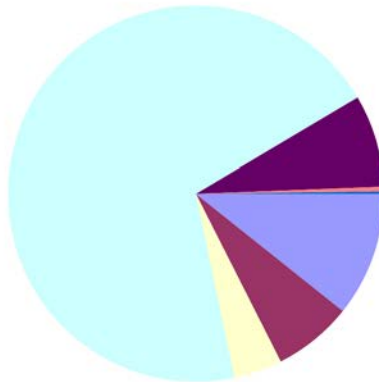
Month To Date Revenues  
\$570,922

Intergovernmental-\$493,358  
Misc Revenue-\$21,032  
Utility Revenue-\$56,533  
Other Sources-\$0



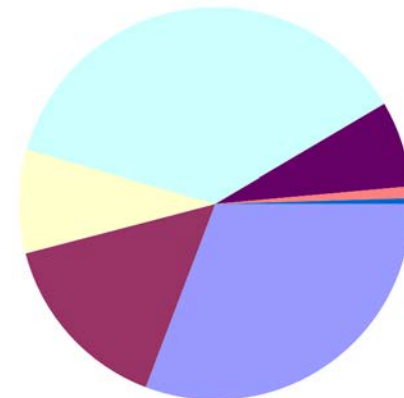
Year To Date Expenditures  
\$11,420,390

Personnel Services-\$1,224,086  
Materials & Supplies-\$780,226  
Contractual Services-\$477,206  
Capital Outlay-\$7,965,659  
Debt Service-\$902,769  
Other Costs-\$45,055  
Utility Expense-\$25,388



Month To Date Expenditures  
\$613,600

Personnel Services-\$188,836  
Materials & Supplies-\$93,022  
Contractual Services-\$52,075  
Capital Outlay-\$227,674  
Debt Service-\$43,180  
Other Costs-\$5,924  
Utility Expense-\$2,889



**City of Casper, Wyoming**  
**Refuse Collection Fund Statement of Revenues and Expenditures**  
For Fiscal Year 2023 as of March 31, 2023  
**75.00 % OF THE FISCAL YEAR HAS ELAPSED**

	Revised Budget	Current Year To Date	Current Year % of Budget
<b>Revenues:</b>			
Misc Revenue	\$ 19,482	\$ 37,717	193.60%
Utility Revenue	9,937,700	6,884,169	69.27%
<b>Total Revenues</b>	<b>\$ 9,957,182</b>	<b>\$ 6,921,886</b>	<b>69.52%</b>
	Revised Budget	Current Year To Date	Current Year % of Budget
<b>Expenditures:</b>			
Personnel Services	\$ 2,658,171	\$ 2,088,489	78.57%
Materials & Supplies	710,798	417,863	58.79%
Contractual Services	4,522,606	3,071,716	67.92%
Capital Outlay	3,661,870	895,200	24.45%
Transfers Out	25,000	25,000	100.00%
Other Costs	122,443	80,239	65.53%
Utility Expense	3,000	1,874	62.48%
<b>Total Expenditures</b>	<b>\$ 11,703,888</b>	<b>\$ 6,580,382</b>	<b>56.22%</b>
<b>Net Revenue (Shortfall)</b>	<b>\$ (1,746,706)</b>	<b>\$ 341,504</b>	<b>13.29%</b>

**Refuse Collection Fund Summary of Cash and Investments**

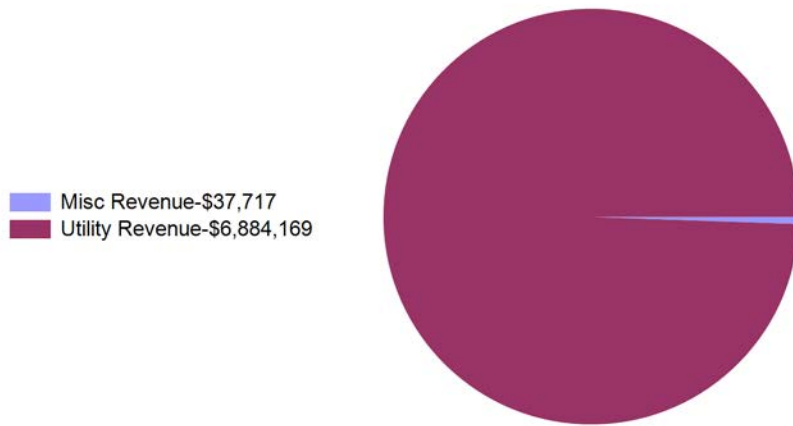
Cash	\$ 332,532
Investments	3,869,746
	<u><b>\$ 4,202,279</b></u>

# City of Casper, Wyoming

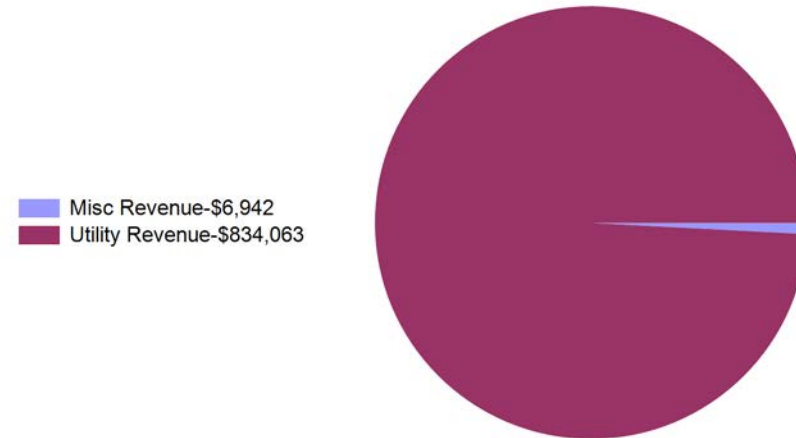
## Refuse Collection Fund Summary of Revenues and Expenditures

For Fiscal Year 2023 as of March 31, 2023  
75.00 % OF THE FISCAL YEAR HAS ELAPSED

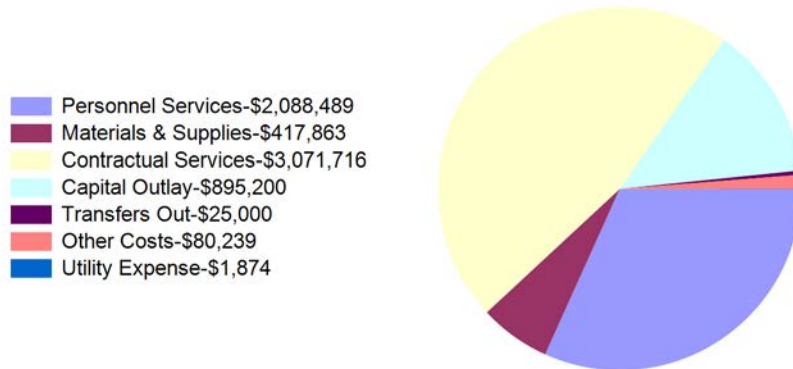
Year To Date Revenues  
\$6,921,886



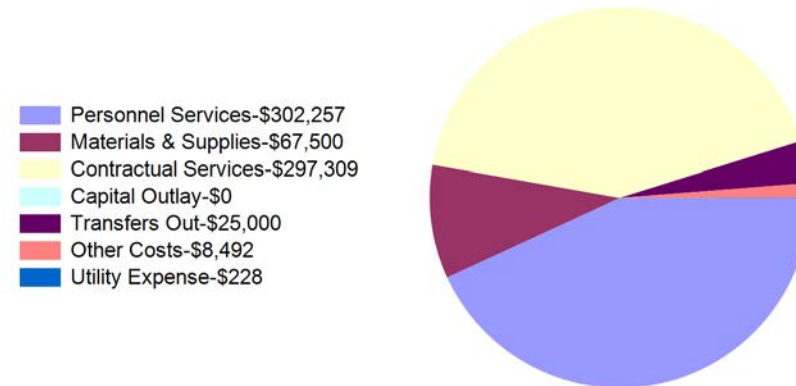
Month To Date Revenues  
\$841,005



Year To Date Expenditures  
\$6,580,382



Month To Date Expenditures  
\$700,785



**City of Casper, Wyoming**  
**Balefill Fund Statement of Revenues and Expenditures**  
For Fiscal Year 2023 as of March 31, 2023  
**75.00 % OF THE FISCAL YEAR HAS ELAPSED**

	Revised Budget	Current Year To Date	Current Year % of Budget
<b>Revenues:</b>			
Intergovernmental	\$ 2,591,623	\$ 25,171	0.97%
Goods and Svcs Rev	225,600	151,879	67.32%
Misc Revenue	127,216	124,324	97.73%
Utility Revenue	7,848,700	4,486,546	57.16%
<b>Total Revenues</b>	<b>\$ 10,793,139</b>	<b>\$ 4,787,919</b>	<b>44.36%</b>


	Revised Budget	Current Year To Date	Current Year % of Budget
<b>Expenditures:</b>			
Personnel Services	\$ 2,423,840	\$ 1,871,107	77.20%
Materials & Supplies	1,723,184	966,681	56.10%
Contractual Services	2,186,380	1,262,734	57.75%
Capital Outlay	10,281,422	3,570,896	34.73%
Debt Service	482,347	482,346	100.00%
Transfers Out	30,000	10,000	33.33%
Other Costs	156,539	113,102	72.25%
Utility Expense	22,550	18,249	80.93%
<b>Total Expenditures</b>	<b>\$ 17,306,262</b>	<b>\$ 8,295,115</b>	<b>47.93%</b>
<b>Net Revenue (Shortfall)</b>	<b>\$ (6,513,123)</b>	<b>\$ (3,507,196)</b>	<b>-3.57%</b>

**Balefill Fund Summary of Cash and Investments**

Cash	\$ 494,555
Investments	9,168,248
	<u><b>\$ 9,662,803</b></u>

**City of Casper, Wyoming**  
**Balefill Fund Summary of Revenues and Expenditures**  
For Fiscal Year 2023 as of March 31, 2023  
75.00 % OF THE FISCAL YEAR HAS ELAPSED

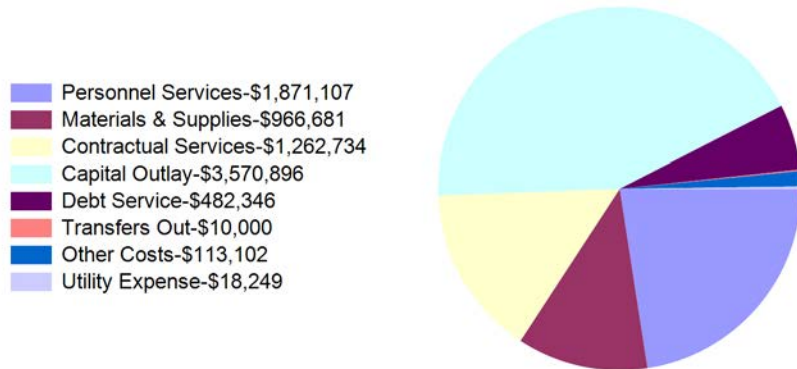
Year To Date Revenues  
\$4,787,919



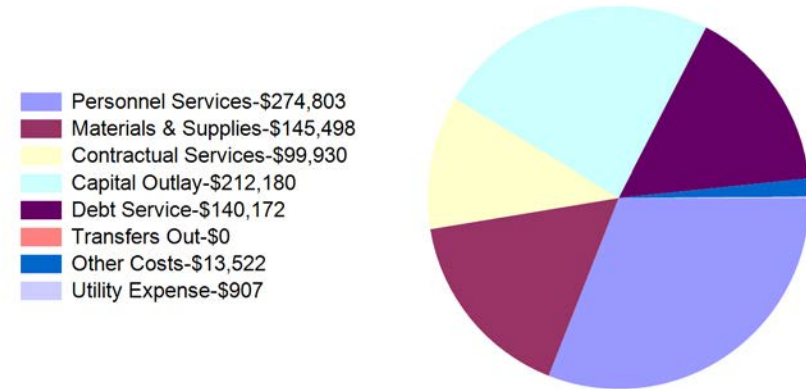
Month To Date Revenues  
\$504,576



Year To Date Expenditures  
\$8,295,115



Month To Date Expenditures  
\$887,011



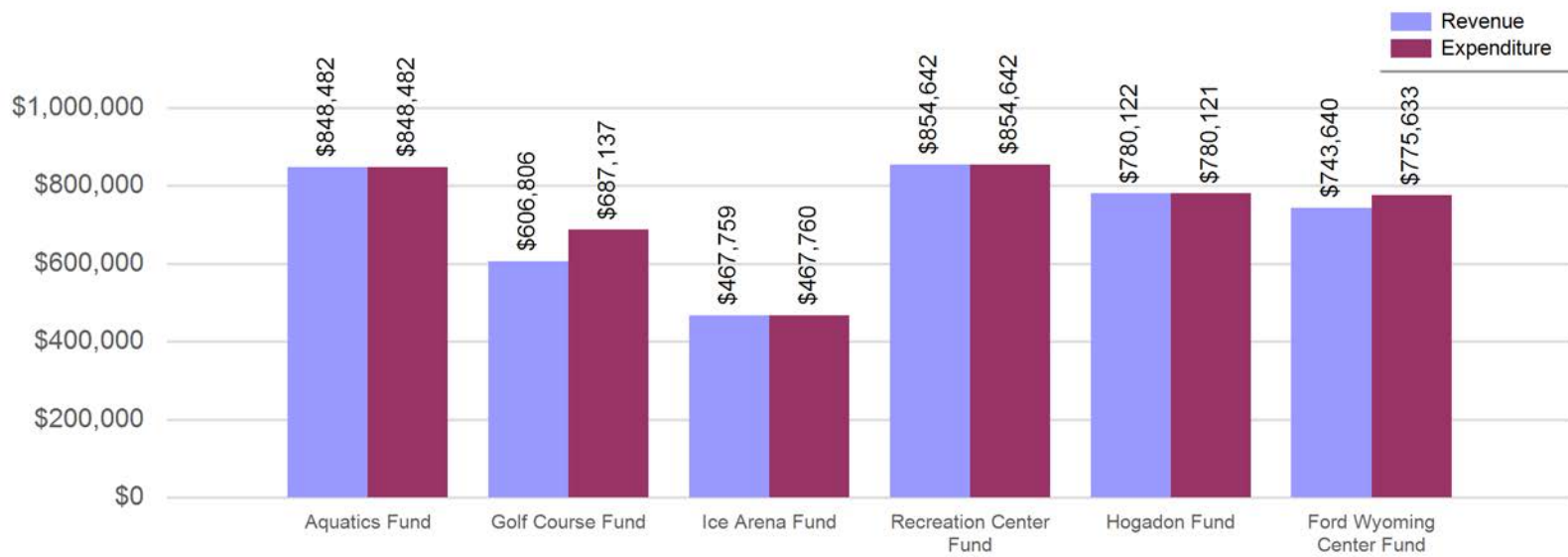


**City of Casper, Wyoming**  
**Parks & Recreation Enterprise Funds Consolidated Balance Sheet**  
For Fiscal Year 2023 as of March 31, 2023  
**75.00 % OF THE FISCAL YEAR HAS ELAPSED**

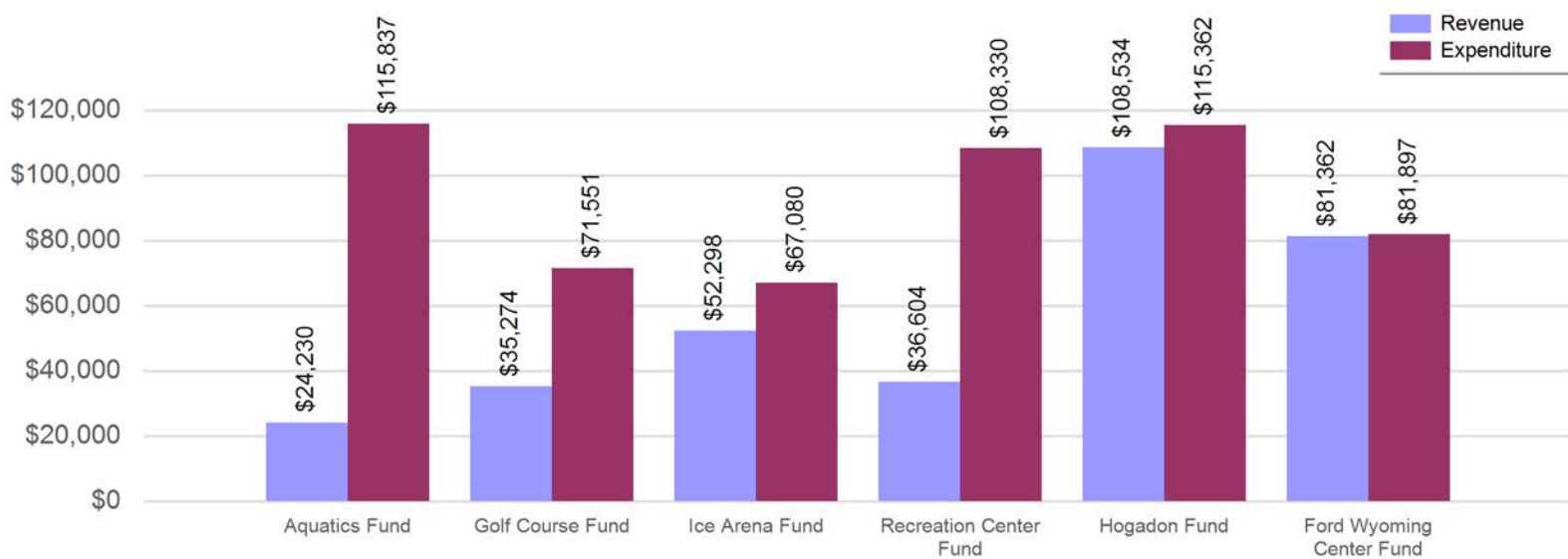
	Aquatics Fund	Golf Course Fund	Ice Arena Fund	Recreation Center Fund	Hogadon Fund	Ford Wyoming Center Fund
<b>ASSETS</b>						
Current Assets						
Cash	\$ (28,041)	\$ 430,714	\$ (4,278)	\$ 1,338	\$ 39,012	\$ 1,345,909
Inventory		54,170			13,764	
Accounts Receivable		2,811	8,508	2,186	20,000	-
Lease Receivable - Short Term		31,822				14,622
Total Current Assets	<u>(28,041)</u>	<u>519,517</u>	<u>4,230</u>	<u>3,524</u>	<u>72,776</u>	<u>1,360,531</u>
Capital Assets						
Land, Buildings & Improvements	14,432,867	7,097,801	5,328,515	7,333,709	10,372,812	34,054,865
Equipment	39,801	1,137,319	288,261	287,320	2,264,724	1,378,791
Accumulated Depreciation	(3,600,173)	(5,318,800)	(1,918,371)	(4,888,425)	(3,889,950)	(22,664,591)
Total Capital Assets	<u>10,872,495</u>	<u>2,916,320</u>	<u>3,698,406</u>	<u>2,732,604</u>	<u>8,747,586</u>	<u>12,769,065</u>
Non-Current Assets						
Lease Receivable - Long Term		23,792				163,470
Total Assets	<u>\$ 10,844,454</u>	<u>\$ 3,459,629</u>	<u>\$ 3,702,635</u>	<u>\$ 2,736,128</u>	<u>\$ 8,820,363</u>	<u>\$ 14,293,065</u>
<b>DEFERRED OUTFLOWS OF RESOURCES</b>						
Total Deferred Outflows Of Resources	<u>\$ 21,531</u>	<u>\$ 49,044</u>	<u>\$ 21,531</u>	<u>\$ 92,904</u>	<u>\$ 51,835</u>	<u>\$</u>
<b>LIABILITIES</b>						
Current Liabilities						
Accounts Payable	\$ 33,117	\$ 18,203	\$ 8,989	\$ 27,193	\$ 26,010	\$ 1,353,677
Accrued Wages and Benefits Payable	30,448	22,749	10,023	48,057	12,528	
Deferred Revenue		-				
Unearned Revenue						-
Total Current Liabilities	<u>63,566</u>	<u>40,952</u>	<u>19,012</u>	<u>75,250</u>	<u>38,538</u>	<u>1,353,677</u>
Non-Current Liabilities						
Accrued Comp ABS	10,307	18,620	5,772	28,685	22,257	
Net Pension Liability	82,624	188,199	82,624	356,508	198,910	
Net OPEB Liability	-	-	-	-	-	
Total Non-Current Liabilities	<u>92,931</u>	<u>206,820</u>	<u>88,397</u>	<u>385,193</u>	<u>221,167</u>	
Total Liabilities	<u>\$ 156,496</u>	<u>\$ 247,772</u>	<u>\$ 107,409</u>	<u>\$ 460,443</u>	<u>\$ 259,705</u>	<u>\$ 1,353,677</u>
<b>DEFERRED INFLOWS OF RESOURCES</b>						
Total Deferred Inflows Of Resources	<u>\$ 63,268</u>	<u>\$ 199,356</u>	<u>\$ 63,268</u>	<u>\$ 272,988</u>	<u>\$ 152,311</u>	<u>\$ 173,096</u>
<b>NET POSITION</b>						
Net Investment in Capital Assets	\$ 10,872,495	\$ 2,971,934	\$ 3,698,406	\$ 2,732,604	\$ 8,747,586	\$ 12,947,157
Unrestricted	(226,274)	89,612	(144,915)	(637,003)	(287,405)	(180,865)
Total Net Position	<u>\$ 10,646,222</u>	<u>\$ 3,061,546</u>	<u>\$ 3,553,490</u>	<u>\$ 2,095,601</u>	<u>\$ 8,460,182</u>	<u>\$ 12,766,292</u>

**City of Casper, Wyoming**  
**Parks & Recreation Enterprise Funds Revenue and Expenditure Comparison**  
For Fiscal Year 2023 as of March 31, 2023  
75.00 % OF THE FISCAL YEAR HAS ELAPSED

**Parks & Recreation Enterprise Funds YTD Revenue and Expenditure Comparison**



**Parks & Recreation Enterprise Funds MTD Revenue and Expenditure Comparison**



**City of Casper, Wyoming**  
**Aquatics Fund Statement of Revenues and Expenditures**  
For Fiscal Year 2023 as of March 31, 2023  
75.00 % OF THE FISCAL YEAR HAS ELAPSED

	Revised Budget	Current Year To Date	Current Year % of Budget
<b>Revenues:</b>			
Goods and Svcs Rev	\$ 573,562	\$ 306,134	53.37%
Misc Revenue	62,200	50,383	81.00%
Other Sources	592,913	491,965	82.97%
<b>Total Revenues</b>	<b>\$ 1,228,675</b>	<b>\$ 848,482</b>	<b>69.06%</b>

	Revised Budget	Current Year To Date	Current Year % of Budget
<b>Expenditures:</b>			
Personnel Services	\$ 715,366	\$ 429,405	60.03%
Materials & Supplies	256,899	229,454	89.32%
Contractual Services	170,030	125,668	73.91%
Other Costs	60,714	43,534	71.70%
Utility Expense	25,666	20,420	79.56%
<b>Total Expenditures</b>	<b>\$ 1,228,675</b>	<b>\$ 848,482</b>	<b>69.06%</b>
<b>Net Revenue (Shortfall)</b>	<b>\$ -</b>	<b>\$ -</b>	<b>0.00%</b>

**Cost Recovery**                      **42.02 %**

**Aquatics Fund Summary of Cash and Investments**

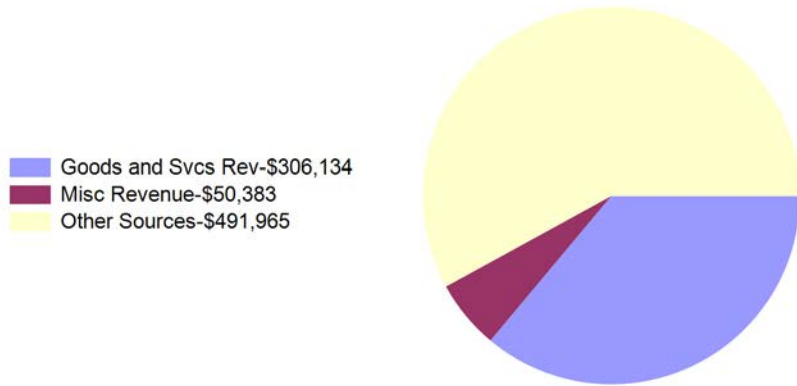
Cash	\$ (28,041)
Investments	-
	<u><b>\$ (28,041)</b></u>

# City of Casper, Wyoming

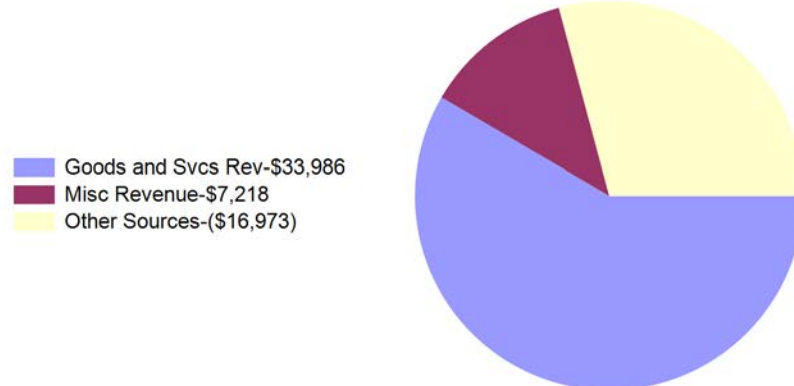
## Aquatics Fund Summary of Revenues and Expenditures

For Fiscal Year 2023 as of March 31, 2023  
75.00 % OF THE FISCAL YEAR HAS ELAPSED

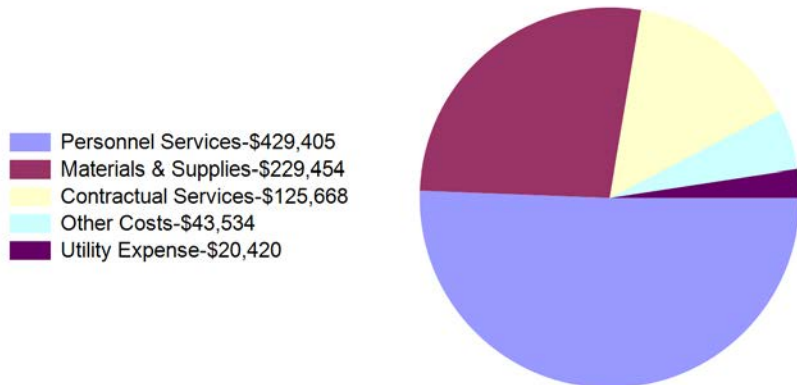
Year To Date Revenues  
\$848,482



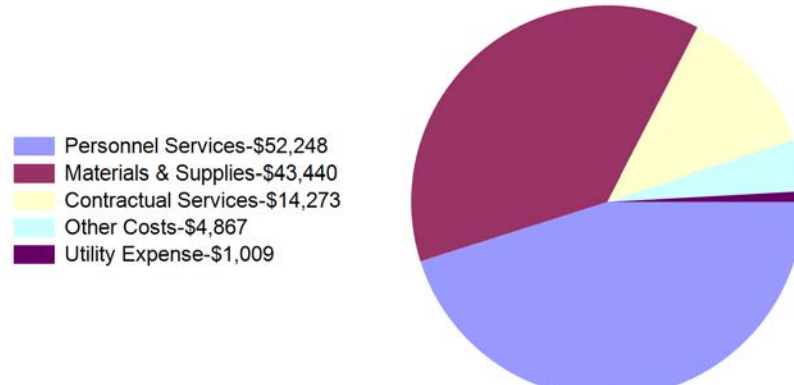
Month To Date Revenues  
\$24,230



Year To Date Expenditures  
\$848,482



Month To Date Expenditures  
\$115,837



**City of Casper, Wyoming**  
**Golf Fund Statement of Revenues and Expenditures**

For Fiscal Year 2023 as of March 31, 2023  
75.00 % OF THE FISCAL YEAR HAS ELAPSED

	Revised Budget	Current Year To Date	Current Year % of Budget
<b>Revenues:</b>			
Goods and Svcs Rev	\$ 689,000	\$ 385,551	55.96%
Misc Revenue	269,000	221,255	82.25%
<b>Total Revenues</b>	<b>\$ 958,000</b>	<b>\$ 606,806</b>	<b>63.34%</b>

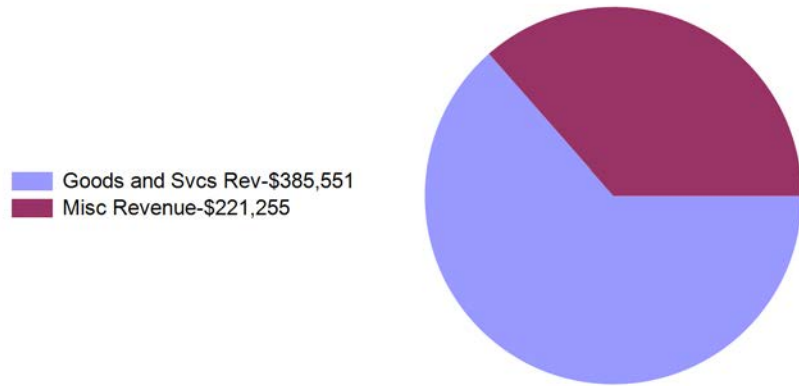
	Revised Budget	Current Year To Date	Current Year % of Budget
<b>Expenditures:</b>			
Personnel Services	\$ 534,409	\$ 391,687	73.29%
Materials & Supplies	150,834	110,870	73.50%
Contractual Services	238,989	146,024	61.10%
Capital Outlay	28,981	1,574	5.43%
Transfers Out	88,000	-	0.00%
Other Costs	25,319	18,632	73.59%
Utility Expense	12,800	18,350	143.36%
<b>Total Expenditures</b>	<b>\$ 1,079,332</b>	<b>\$ 687,137</b>	<b>63.66%</b>
<b>Net Revenue (Shortfall)</b>	<b>\$ (121,332)</b>	<b>\$ (80,332)</b>	<b>-0.32%</b>

**Golf Fund Summary of Cash and Investments**

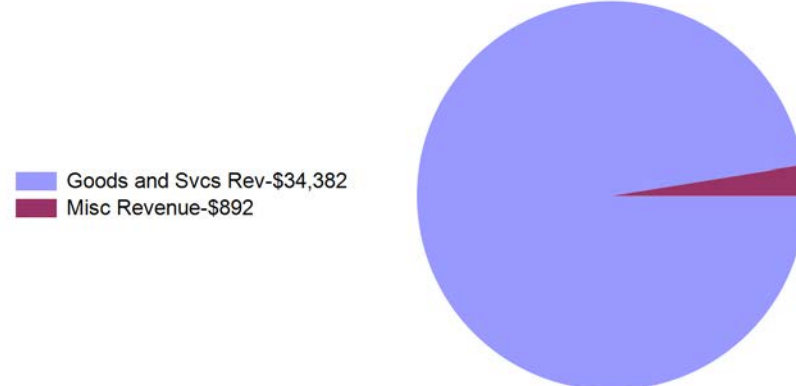
Cash	\$ 430,714
Investments	-
	<u>\$ 430,714</u>

**City of Casper, Wyoming**  
**Golf Fund Summary of Revenues and Expenditures**  
For Fiscal Year 2023 as of March 31, 2023  
75.00 % OF THE FISCAL YEAR HAS ELAPSED

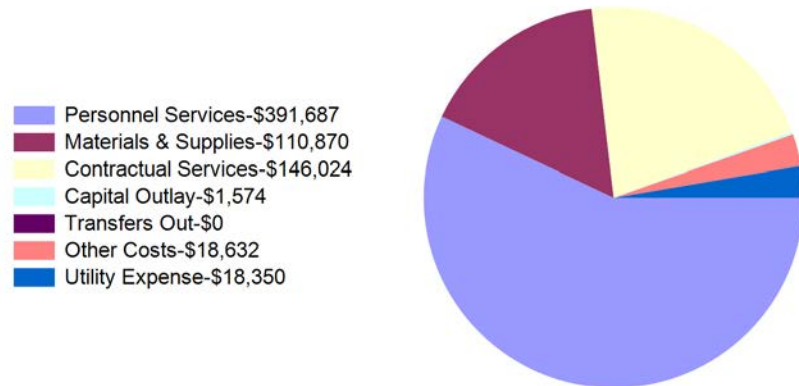
Year To Date Revenues  
\$606,806



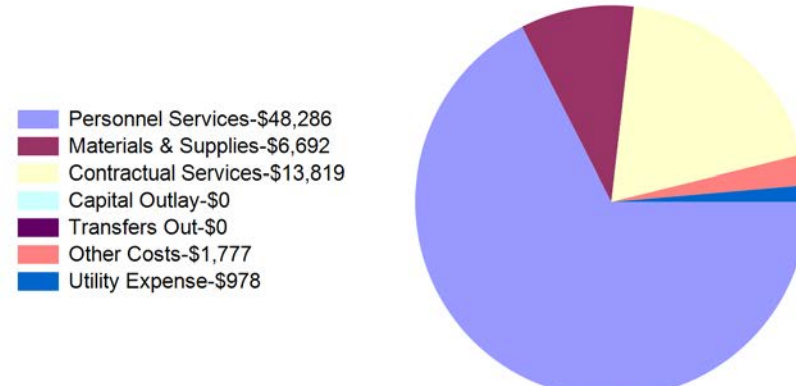
Month To Date Revenues  
\$35,274



Year To Date Expenditures  
\$687,137



Month To Date Expenditures  
\$71,551



**City of Casper, Wyoming**  
**Ice Arena Fund Statement of Revenues and Expenditures**  
For Fiscal Year 2023 as of March 31, 2023  
75.00 % OF THE FISCAL YEAR HAS ELAPSED

	Revised Budget	Current Year To Date	Current Year % of Budget
<b>Revenues:</b>			
Goods and Svcs Rev	\$ 328,325	\$ 286,731	87.33%
Misc Revenue	28,000	28,694	102.48%
Other Sources	241,687	152,334	63.03%
<b>Total Revenues</b>	<b>\$ 598,012</b>	<b>\$ 467,759</b>	<b>78.22%</b>

	Revised Budget	Current Year To Date	Current Year % of Budget
<b>Expenditures:</b>			
Personnel Services	\$ 317,830	\$ 258,789	81.42%
Materials & Supplies	136,681	117,279	85.81%
Contractual Services	98,877	59,936	60.62%
Other Costs	28,024	20,830	74.33%
Utility Expense	16,600	10,925	65.82%
<b>Total Expenditures</b>	<b>\$ 598,012</b>	<b>\$ 467,760</b>	<b>78.22%</b>

<b>Net Revenue (Shortfall)</b>	<b>\$ -</b>	<b>\$ -</b>	<b>0.00%</b>
--------------------------------	-------------	-------------	--------------

<b>Cost Recovery</b>	<b>67.43 %</b>
----------------------	----------------

**Ice Arena Fund Summary of Cash and Investments**

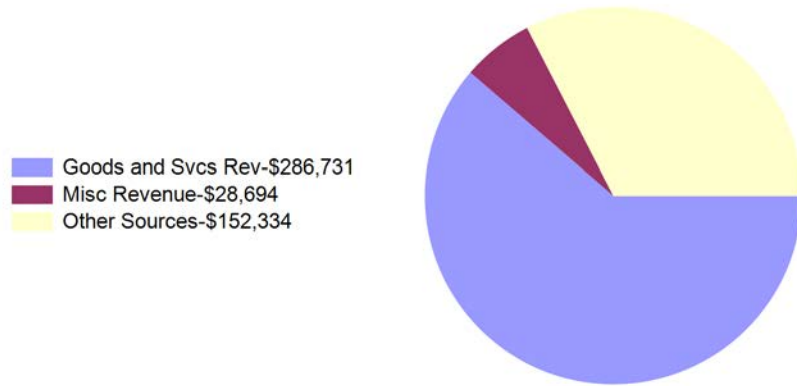
Cash	\$ (4,278)
Investments	-
	<u>\$ (4,278)</u>

# City of Casper, Wyoming

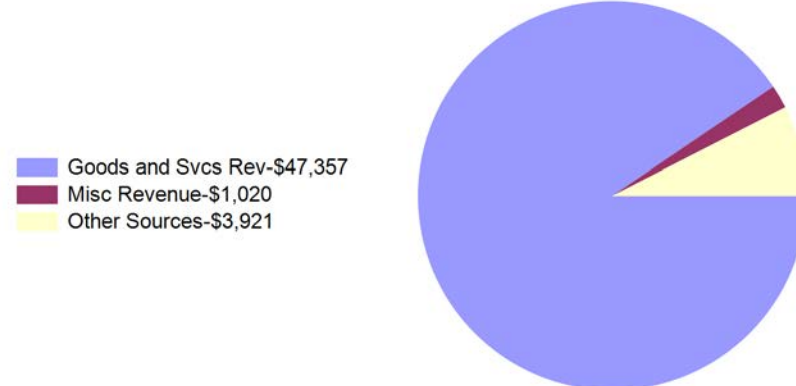
## Ice Arena Fund Summary of Revenues and Expenditures

For Fiscal Year 2023 as of March 31, 2023  
75.00 % OF THE FISCAL YEAR HAS ELAPSED

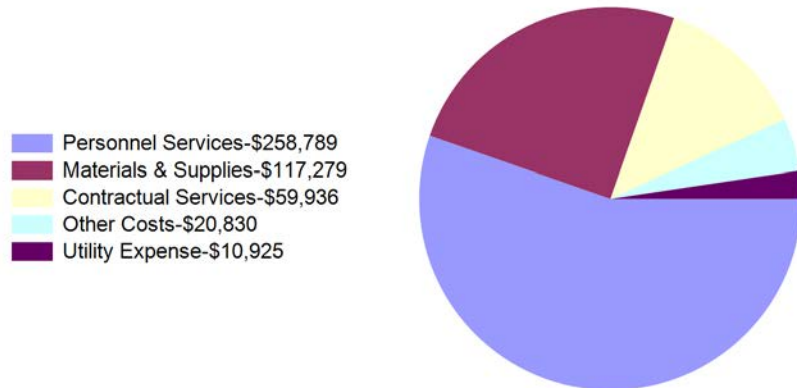
Year To Date Revenues  
\$467,759



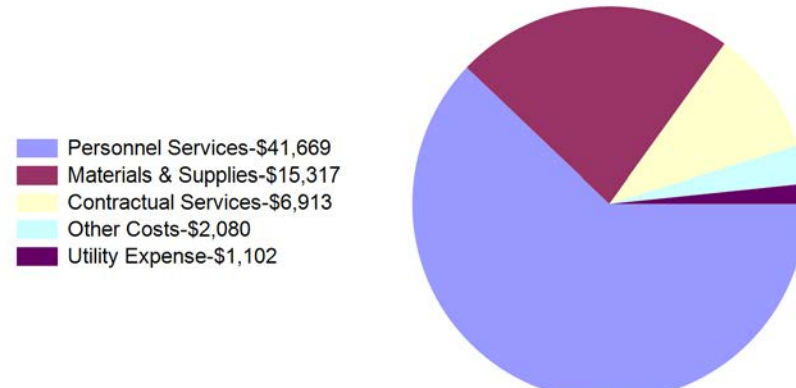
Month To Date Revenues  
\$52,298



Year To Date Expenditures  
\$467,760



Month To Date Expenditures  
\$67,080





**City of Casper, Wyoming**  
**Recreation Center Statement of Revenues and Expenditures**  
For Fiscal Year 2023 as of March 31, 2023  
75.00 % OF THE FISCAL YEAR HAS ELAPSED

	Revised Budget	Current Year To Date	Current Year % of Budget
<b>Revenues:</b>			
Goods and Svcs Rev	\$ 397,200	\$ 263,742	66.40%
Misc Revenue	55,500	92,044	165.84%
Other Sources	771,511	498,856	64.66%
<b>Total Revenues</b>	<b>\$ 1,224,211</b>	<b>\$ 854,642</b>	<b>69.81%</b>

	Revised Budget	Current Year To Date	Current Year % of Budget
<b>Expenditures:</b>			
Personnel Services	\$ 861,860	\$ 592,200	68.71%
Materials & Supplies	117,729	75,291	63.95%
Contractual Services	155,226	122,686	79.04%
Other Costs	65,696	50,155	76.34%
Utility Expense	23,700	14,309	60.38%
<b>Total Expenditures</b>	<b>\$ 1,224,211</b>	<b>\$ 854,642</b>	<b>69.81%</b>
<b>Net Revenue (Shortfall)</b>	<b>\$ -</b>	<b>\$ -</b>	<b>0.00%</b>

**Cost Recovery**                      **41.63 %**

**Recreation Center Fund Summary of Cash and Investments**

Cash	\$ 1,338
Investments	-
	<u><b>\$ 1,338</b></u>

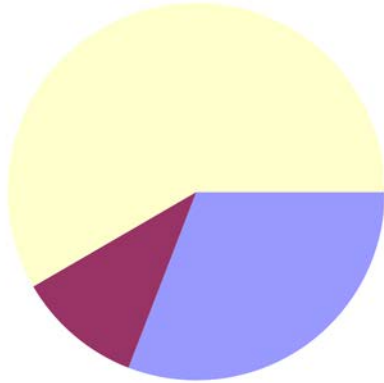
# City of Casper, Wyoming

## Recreation Center Fund Summary of Revenues and Expenditures

For Fiscal Year 2023 as of March 31, 2023  
75.00 % OF THE FISCAL YEAR HAS ELAPSED

Year To Date Revenues  
\$854,642

Goods and Svcs Rev-\$263,742  
Misc Revenue-\$92,044  
Other Sources-\$498,856



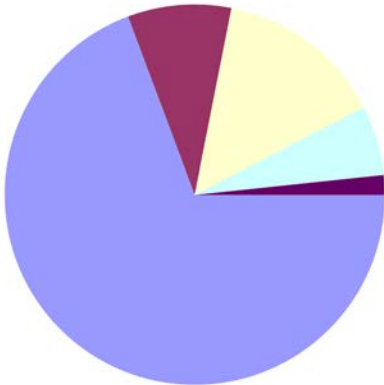
Month To Date Revenues  
\$36,604

Goods and Svcs Rev-\$57,048  
Misc Revenue-\$28,579  
Other Sources-(\$49,023)



Year To Date Expenditures  
\$854,642

Personnel Services-\$592,200  
Materials & Supplies-\$75,291  
Contractual Services-\$122,686  
Other Costs-\$50,155  
Utility Expense-\$14,309



Month To Date Expenditures  
\$108,330

Personnel Services-\$77,307  
Materials & Supplies-\$9,165  
Contractual Services-\$14,740  
Other Costs-\$5,262  
Utility Expense-\$1,856



**City of Casper, Wyoming**  
**Hogadon Fund Statement of Revenues and Expenditures**  
For Fiscal Year 2023 as of March 31, 2023  
75.00 % OF THE FISCAL YEAR HAS ELAPSED

	Revised Budget	Current Year To Date	Current Year % of Budget
<b>Revenues:</b>			
Goods and Svcs Rev	\$ 609,500	\$ 726,737	119.23%
Misc Revenue	39,000	26,389	67.66%
Other Sources	389,719	26,996	6.93%
<b>Total Revenues</b>	<b>\$ 1,038,219</b>	<b>\$ 780,122</b>	<b>75.14%</b>
	Revised Budget	Current Year To Date	Current Year % of Budget
<b>Expenditures:</b>			
Personnel Services	\$ 528,596	\$ 417,425	78.97%
Materials & Supplies	246,428	189,003	76.70%
Contractual Services	187,831	116,586	62.07%
Other Costs	72,364	55,840	77.17%
Utility Expense	3,000	1,268	42.25%
<b>Total Expenditures</b>	<b>\$ 1,038,219</b>	<b>\$ 780,121</b>	<b>75.14%</b>
<b>Net Revenue (Shortfall)</b>	<b>\$ -</b>	<b>\$ -</b>	<b>0.00%</b>
<b>Cost Recovery</b>	<b>96.54 %</b>		

**Hogadon Fund Summary of Cash and Investments**

Cash	\$ 39,012
Investments	-
	<u>\$ 39,012</u>

# City of Casper, Wyoming

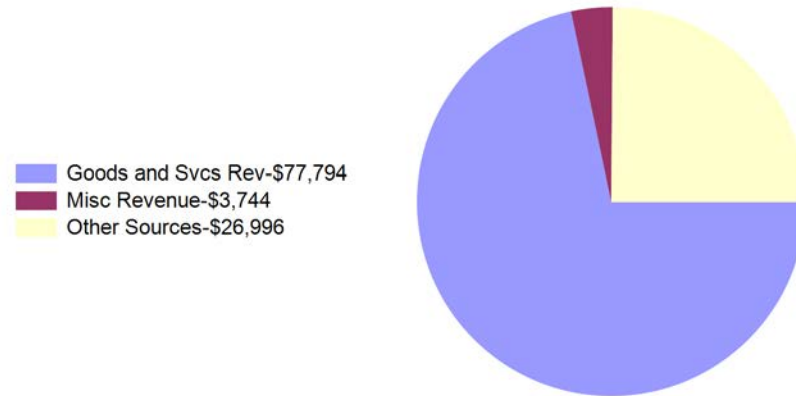
## Hogadon Fund Summary of Revenues and Expenditures

For Fiscal Year 2023 as of March 31, 2023  
75.00 % OF THE FISCAL YEAR HAS ELAPSED

Year To Date Revenues  
\$780,122



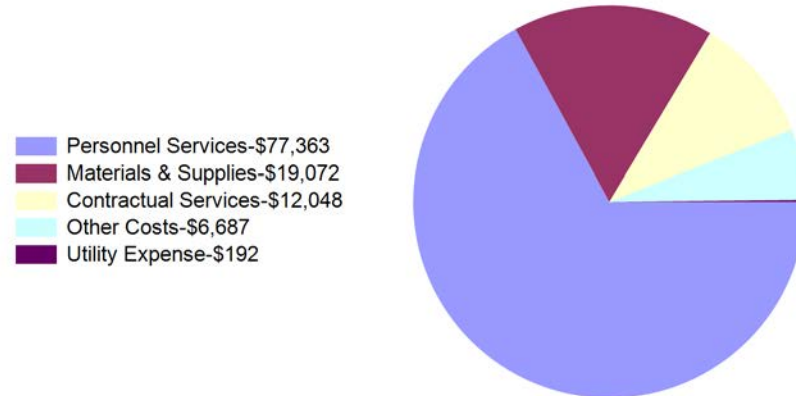
Month To Date Revenues  
\$108,534



Year To Date Expenditures  
\$780,121



Month To Date Expenditures  
\$115,362



**City of Casper, Wyoming**  
**Ford Wyoming Center Statement of Revenues and Expenditures**  
For Fiscal Year 2023 as of March 31, 2023  
75.00 % OF THE FISCAL YEAR HAS ELAPSED

	<u>Revised Budget</u>	<u>Current Year To Date</u>	<u>Current Year % of Budget</u>
<b>Revenues:</b>			
Intergovernmental	\$ 77,165	\$ -	0.00%
Misc Revenue	15,870	11,379	71.70%
Other Sources	976,349	732,262	75.00%
<b>Total Revenues</b>	<b>\$ 1,069,384</b>	<b>\$ 743,640</b>	<b>69.54%</b>
	<u>Revised Budget</u>	<u>Current Year To Date</u>	<u>Current Year % of Budget</u>
<b>Expenditures:</b>			
Materials & Supplies	\$ 9,456	\$ -	0.00%
Contractual Services	979,940	713,365	72.80%
Capital Outlay	62,195	195	0.31%
Other Costs	82,763	62,072	75.00%
<b>Total Expenditures</b>	<b>\$ 1,134,354</b>	<b>\$ 775,633</b>	<b>68.38%</b>
<b>Net Revenue (Shortfall)</b>	<b>\$ (64,970)</b>	<b>\$ (31,993)</b>	<b>1.16%</b>

**Ford Wyoming Center Summary of Cash and Investments**

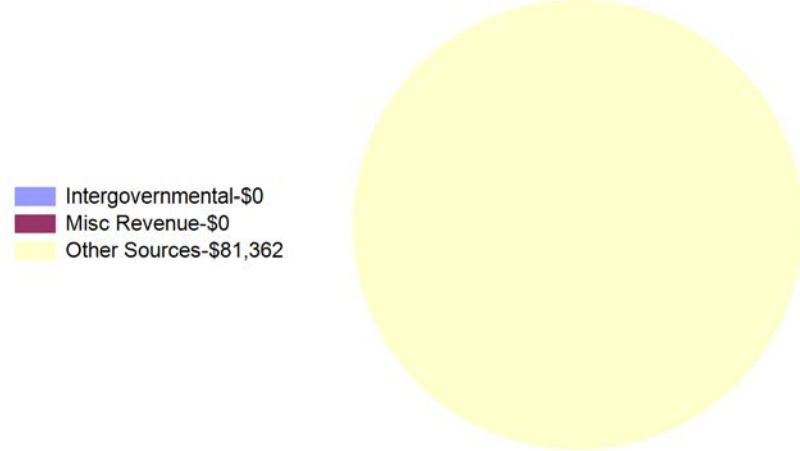
Cash	<u>\$ 1,345,909</u>
	<u><b>\$ 1,345,909</b></u>

**City of Casper, Wyoming**  
**Ford Wyoming Center Summary of Revenues and Expenditures**  
For Fiscal Year 2023 as of March 31, 2023  
75.00 % OF THE FISCAL YEAR HAS ELAPSED

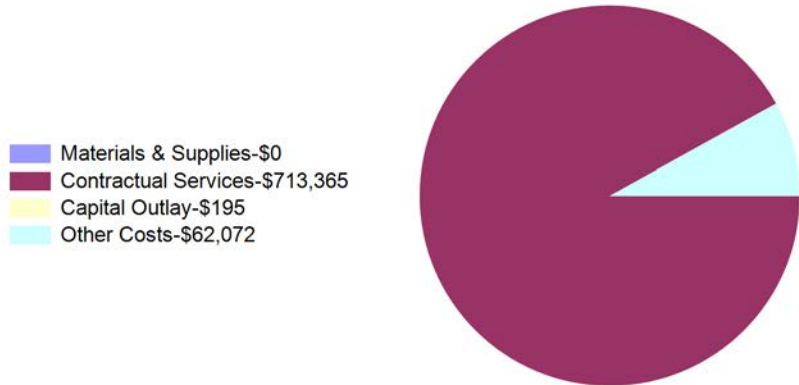
Year To Date Revenues  
\$743,640



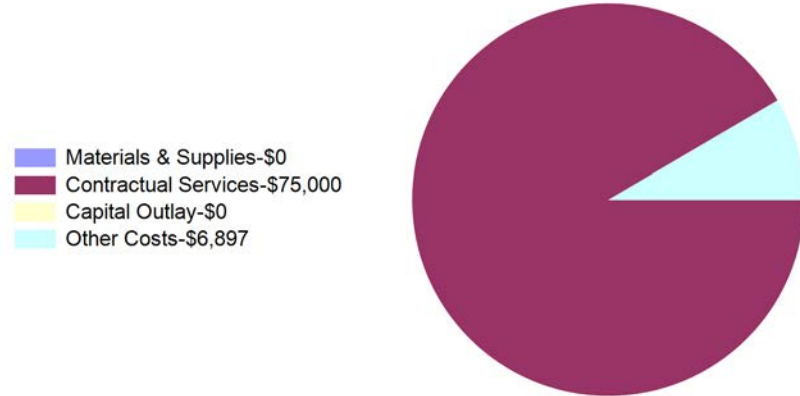
Month To Date Revenues  
\$81,362



Year To Date Expenditures  
\$775,633



Month To Date Expenditures  
\$81,897



**City of Casper, Wyoming**  
**Other Enterprise Funds Balance Sheet**  
For Fiscal Year 2023 as of March 31, 2023  
**75.00 % OF THE FISCAL YEAR HAS ELAPSED**

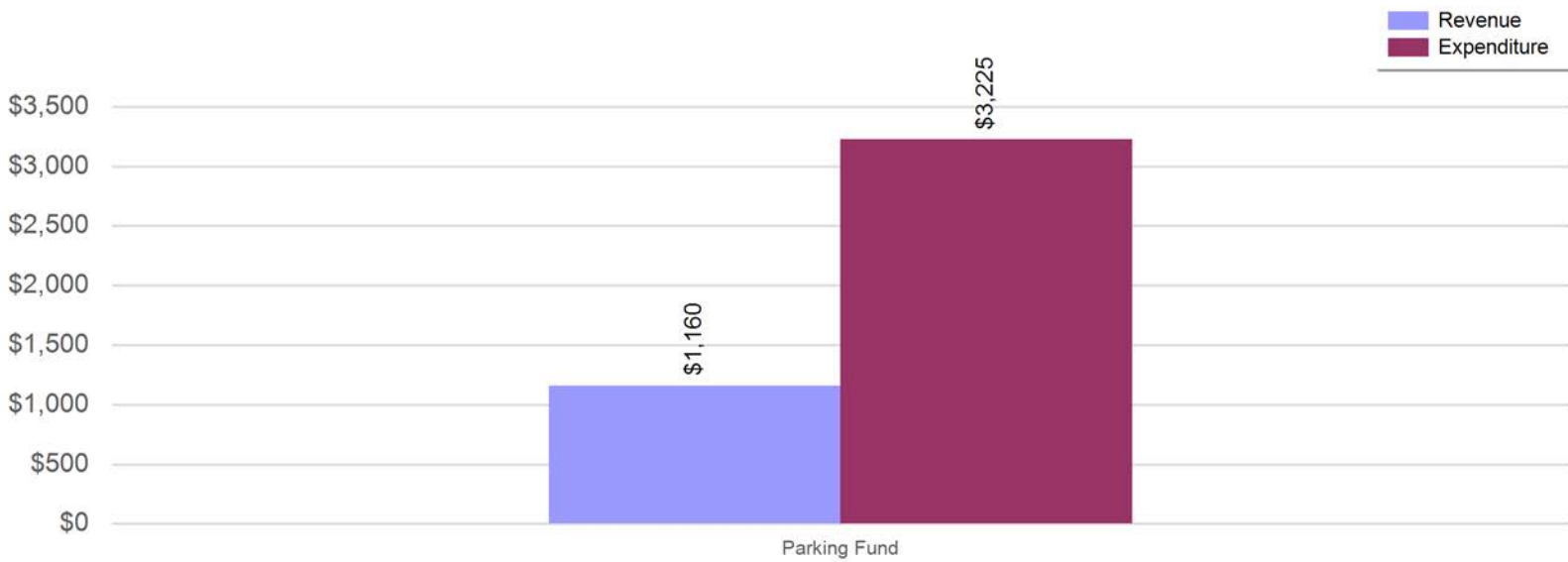
	<u>Parking Fund</u>
<b>ASSETS</b>	
<b>Current Assets</b>	
Cash	\$ 2,644
Investments	135,440
Market Adjustments	-
Accounts Receivable	690
Lease Receivable - Short Term	12,396
<b>Total Current Assets</b>	<b><u>151,171</u></b>
<b>Capital Assets</b>	
Land, Buildings & Improvements	2,981,187
Equipment	55,379
Accumulated Depreciation	(2,145,091)
<b>Total Capital Assets</b>	<b><u>891,474</u></b>
<b>Non-Current Assets</b>	
Lease Receivable - Long Term	246,031
<b>Total Assets</b>	<b><u>\$ 1,288,676</u></b>
<b>LIABILITIES</b>	
<b>Current Liabilities</b>	
Accounts Payable	\$ -
<b>Total Current Liabilities</b>	<b><u>-</u></b>
<b>Total Liabilities</b>	<b><u>\$ -</u></b>
<b>DEFERRED INFLOWS OF RESOURCES</b>	
<b>Total Deferred Inflows Of Resources</b>	<b><u>\$ 252,202</u></b>
<b>NET POSITION</b>	
Net Investment in Capital Assets	\$ 1,149,901
Unrestricted	(113,428)
<b>Total Net Position</b>	<b><u>\$ 1,036,474</u></b>

**City of Casper, Wyoming**  
**Other Enterprise Funds Revenue and Expenditure Comparison**  
For Fiscal Year 2023 as of March 31, 2023  
75.00 % OF THE FISCAL YEAR HAS ELAPSED

**Other Enterprise Funds YTD Revenue and Expenditure Comparison**



**Other Enterprise Funds MTD Revenue and Expenditure Comparison**





**City of Casper, Wyoming**  
**Parking Lots Statement of Revenues and Expenditures**

For Fiscal Year 2023 as of March 31, 2023  
75.00 % OF THE FISCAL YEAR HAS ELAPSED

	Revised Budget	Current Year To Date	Current Year % of Budget
<b>Revenues:</b>			
Goods and Svcs Rev	\$ 1,500	\$ 850	56.67%
Misc Revenue	15,477	8,928	57.69%
<b>Total Revenues</b>	<b>\$ 16,977</b>	<b>\$ 9,778</b>	<b>57.60%</b>
	Revised Budget	Current Year To Date	Current Year % of Budget
<b>Expenditures:</b>			
Contractual Services	\$ 47,924	\$ 27,613	57.62%
Other Costs	2,663	1,997	74.99%
<b>Total Expenditures</b>	<b>\$ 50,587</b>	<b>\$ 29,610</b>	<b>58.53%</b>
<b>Net Revenue (Shortfall)</b>	<b>\$ (33,610)</b>	<b>\$ (19,832)</b>	<b>-0.94%</b>

**Parking Lots Summary of Cash and Investments**

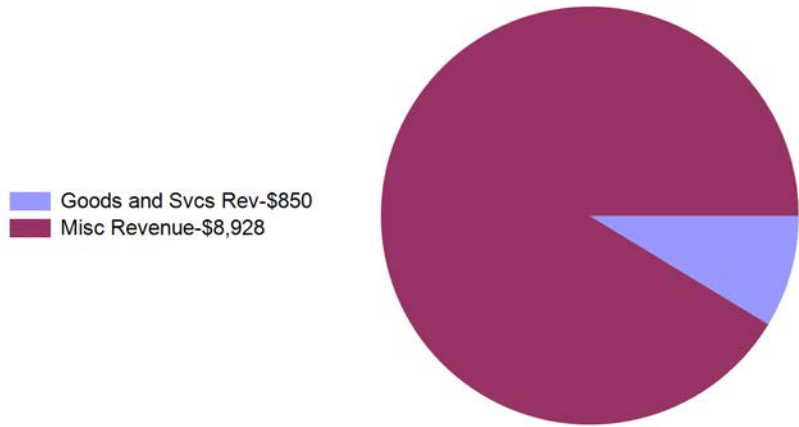
Cash	\$ 2,644
Investments	135,440
	<u>\$ 138,084</u>

# City of Casper, Wyoming

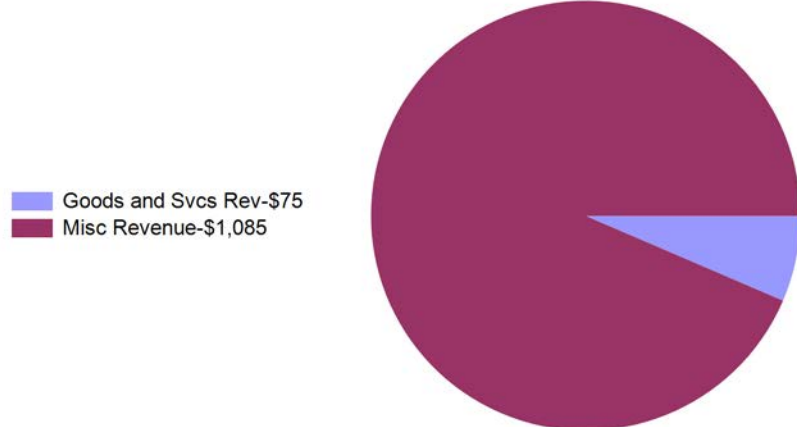
## Parking Lots Summary of Revenues and Expenditures

For Fiscal Year 2023 as of March 31, 2023  
75.00 % OF THE FISCAL YEAR HAS ELAPSED

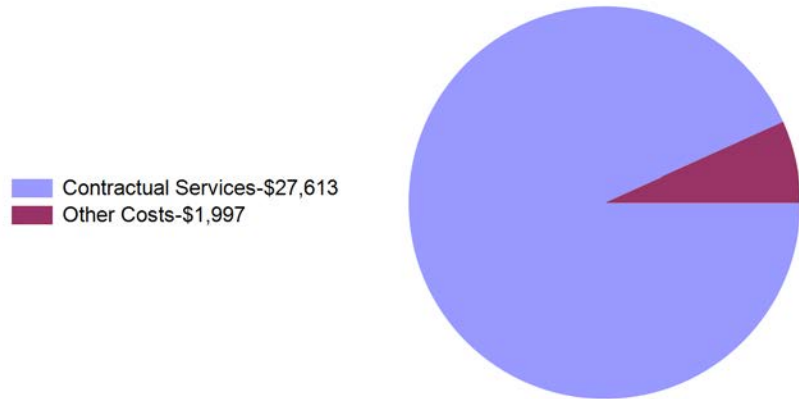
Year To Date Revenues  
\$9,778



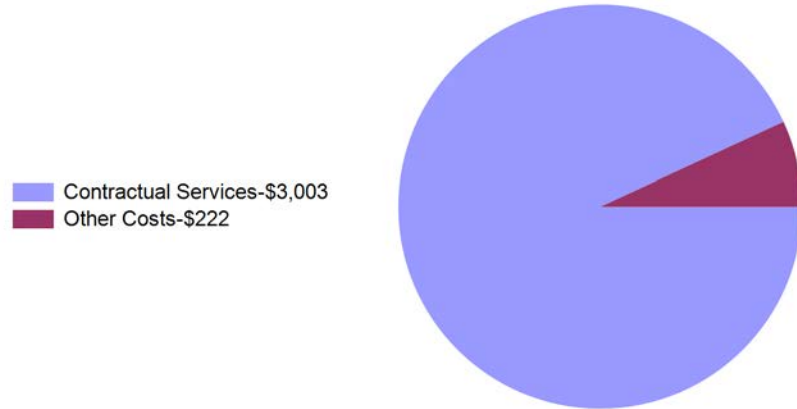
Month To Date Revenues  
\$1,160



Year To Date Expenditures  
\$29,610



Month To Date Expenditures  
\$3,225



# City of Casper, Wyoming

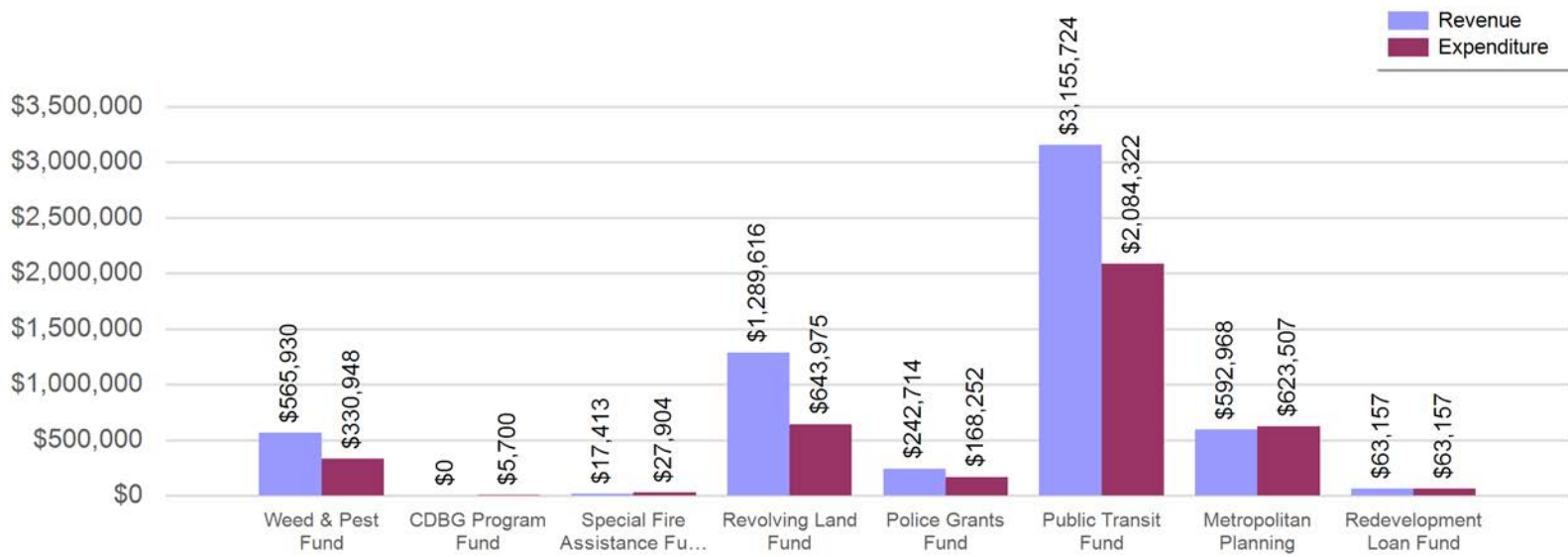
## Special Revenue Funds Consolidated Balance Sheet

For Fiscal Year 2023 as of March 31, 2023  
75.00 % OF THE FISCAL YEAR HAS ELAPSED

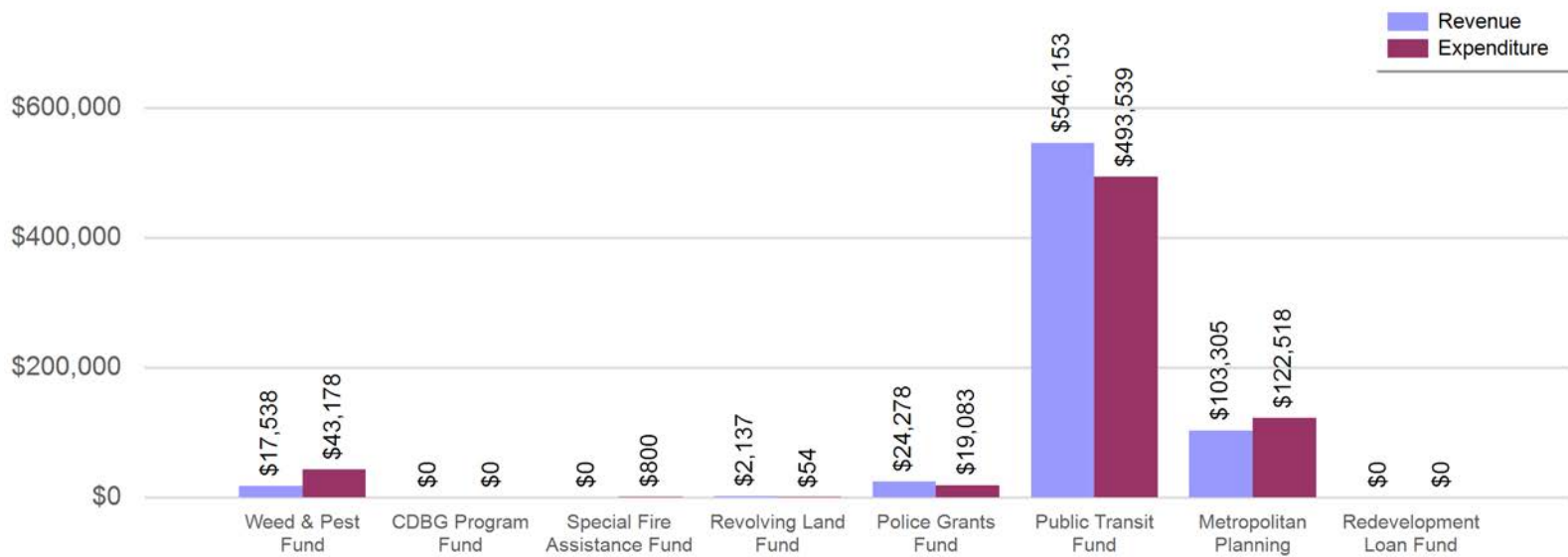
	Weed & Pest Fund	CDBG Program Fund	Special Fire Assistance Fund	Revolving Land Fund	Police Grants Fund	Public Transit Fund	Metropolitan Planning	Redevelopment Loan Fund
<b>ASSETS</b>								
Current Assets								
Cash	\$ 14,520	\$ (5,700)	\$ 10,737	\$ 9,972	\$ 61,106	\$ (290,443)	\$ 49,317	\$ 100,937
Investments	1,286,450			1,458,737				
Market Adjustments	-			-				
Interest Receivable								4,027
Grants Receivable			-		12,606	731,734	277,989	
Loans Receivable								164,000
Accounts Receivable	-		-	-	4,999	59,335	-	
Prepaid Expenses							36,833	
Total Current Assets	<u>1,300,970</u>	<u>(5,700)</u>	<u>10,737</u>	<u>1,468,709</u>	<u>78,711</u>	<u>500,626</u>	<u>364,139</u>	<u>268,964</u>
Total Assets	<u>\$ 1,300,970</u>	<u>\$ (5,700)</u>	<u>\$ 10,737</u>	<u>\$ 1,468,709</u>	<u>\$ 78,711</u>	<u>\$ 500,626</u>	<u>\$ 364,139</u>	<u>\$ 268,964</u>
<b>LIABILITIES</b>								
Current Liabilities								
Accounts Payable	\$ 16,819	\$ -	\$ -	\$ -	\$ 5,300	\$ 330,329	\$ 81,597	\$ -
Accrued Wages and Benefits Payable	8,812				2,636	48,030	10,567	
Interest Payable								4,027
Deferred Revenue						-		
Total Current Liabilities	<u>25,631</u>	<u>-</u>	<u>-</u>	<u>-</u>	<u>7,936</u>	<u>378,359</u>	<u>92,165</u>	<u>4,027</u>
Total Liabilities	<u>\$ 25,631</u>	<u>\$ -</u>	<u>\$ -</u>	<u>\$ -</u>	<u>\$ 7,936</u>	<u>\$ 378,359</u>	<u>\$ 92,165</u>	<u>\$ 4,027</u>
<b>NET POSITION</b>								
Unrestricted	\$ 1,275,339	\$ (5,700)	\$ 10,737	\$ 1,468,709	\$ 70,775	\$ 122,267	\$ 271,974	\$ 264,937
Total Net Position	<u>\$ 1,275,339</u>	<u>\$ (5,700)</u>	<u>\$ 10,737</u>	<u>\$ 1,468,709</u>	<u>\$ 70,775</u>	<u>\$ 122,267</u>	<u>\$ 271,974</u>	<u>\$ 264,937</u>

**City of Casper, Wyoming**  
**Special Revenue Funds Funds Revenue and Expenditure Comparison**  
For Fiscal Year 2023 as of March 31, 2023  
**75.00 % OF THE FISCAL YEAR HAS ELAPSED**

**Special Revenue Funds YTD Revenue and Expenditure Comparison**



**Special Revenue Funds MTD Revenue and Expenditure Comparison**



**City of Casper, Wyoming**  
**Weed & Pest Fund Statement of Revenues and Expenditures**  
For Fiscal Year 2023 as of March 31, 2023  
75.00 % OF THE FISCAL YEAR HAS ELAPSED

	Revised Budget	Current Year To Date	Current Year % of Budget
<b>Revenues:</b>			
Local Taxes	\$ 800,000	\$ 546,630	68.33%
Misc Revenue	2,897	19,301	666.24%
<b>Total Revenues</b>	<b>\$ 802,897</b>	<b>\$ 565,930</b>	<b>70.49%</b>
	Revised Budget	Current Year To Date	Current Year % of Budget
<b>Expenditures:</b>			
Personnel Services	\$ 306,864	\$ 187,716	61.17%
Materials & Supplies	87,616	31,656	36.13%
Contractual Services	112,886	37,153	32.91%
Capital Outlay	207,000	60,293	29.13%
Other Costs	14,253	11,613	81.48%
Utility Expense	300	2,517	839.01%
<b>Total Expenditures</b>	<b>\$ 728,919</b>	<b>\$ 330,948</b>	<b>45.40%</b>
<b>Net Revenue (Shortfall)</b>	<b>\$ 73,978</b>	<b>\$ 234,982</b>	<b>25.08%</b>

**Weed & Pest Fund Summary of Cash and Investments**

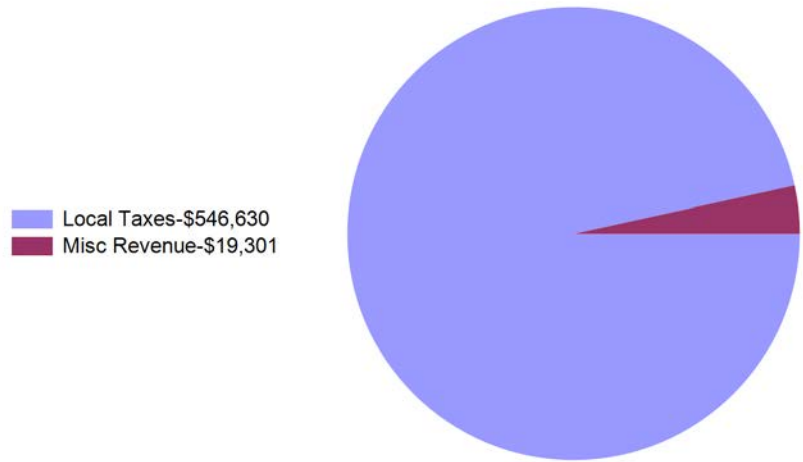
Cash	\$ 14,520
Investments	1,286,450
	<u><b>\$ 1,300,970</b></u>

# City of Casper, Wyoming

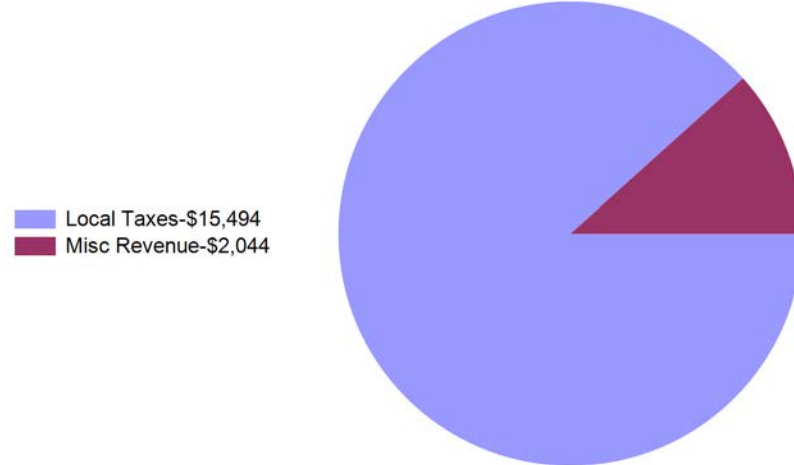
## Weed & Pest Fund Summary of Revenues and Expenditures

For Fiscal Year 2023 as of March 31, 2023  
75.00 % OF THE FISCAL YEAR HAS ELAPSED

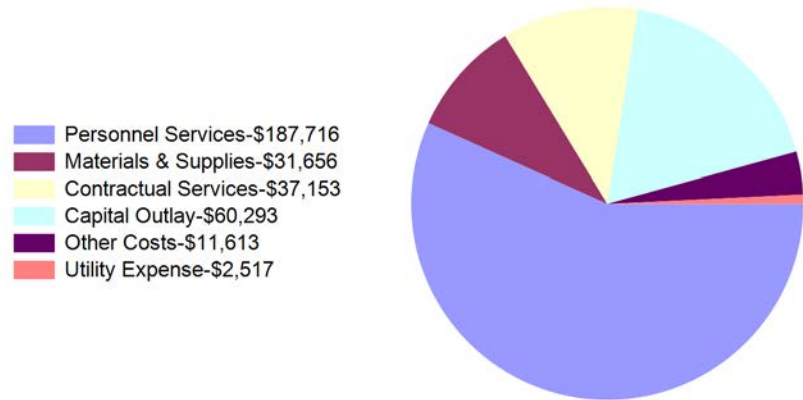
Year To Date Revenues  
\$565,930



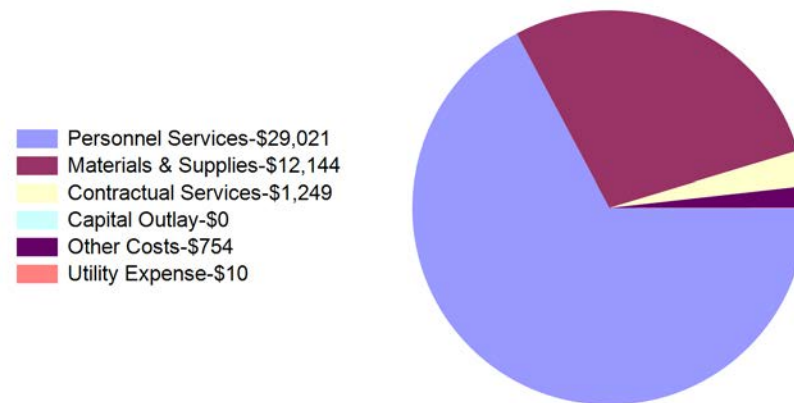
Month To Date Revenues  
\$17,538



Year To Date Expenditures  
\$330,948



Month To Date Expenditures  
\$43,178



**City of Casper, Wyoming**  
**CDBG Fund Statement of Revenues and Expenditures**  
For Fiscal Year 2023 as of March 31, 2023  
75.00 % OF THE FISCAL YEAR HAS ELAPSED

	Revised Budget	Current Year To Date	Current Year % of Budget
<b>Revenues:</b>			
Intergovernmental	\$ 1,250,000	\$ -	0.00%
<b>Total Revenues</b>	<b>\$ 1,250,000</b>	<b>\$ -</b>	<b>0.00%</b>
<b>Expenditures:</b>			
Contractual Services	\$ 1,250,000	\$ 5,700	0.46%
<b>Total Expenditures</b>	<b>\$ 1,250,000</b>	<b>\$ 5,700</b>	<b>0.46%</b>
<b>Net Revenue (Shortfall)</b>	<b>\$ -</b>	<b>\$ (5,700)</b>	<b>-0.46%</b>

**CDBG Fund Summary of Cash and Investments**

Cash	\$ (5,700)
Investments	-
	<u>\$ (5,700)</u>

City of Casper, Wyoming  
CDBG Fund Summary of Revenues and Expenditures  
For Fiscal Year 2023 as of March 31, 2023  
75.00 % OF THE FISCAL YEAR HAS ELAPSED

Year To Date Revenues  
\$0

Month To Date Revenues  
\$0

Intergovernmental-\$0


Intergovernmental-\$0

Year To Date Expenditures  
\$5,700

Month To Date Expenditures  
\$0

Contractual Services-\$5,700

Contractual Services-\$0





**City of Casper, Wyoming**  
**Special Fire Assistance Fund Statement of Revenues and Expenditures**  
For Fiscal Year 2023 as of March 31, 2023  
75.00 % OF THE FISCAL YEAR HAS ELAPSED

	Revised Budget	Current Year To Date	Current Year % of Budget
<b>Revenues:</b>			
Intergovernmental	\$ 460,087	\$ 17,413	3.78%
Misc Revenue	109,985	-	0.00%
<b>Total Revenues</b>	<b>\$ 570,072</b>	<b>\$ 17,413</b>	<b>3.05%</b>
	Revised Budget	Current Year To Date	Current Year % of Budget
<b>Expenditures:</b>			
Personnel Services	\$ 59,985	\$ -	0.00%
Materials & Supplies	200,162	27,904	13.94%
Capital Outlay	309,926	-	0.00%
<b>Total Expenditures</b>	<b>\$ 570,073</b>	<b>\$ 27,904</b>	<b>4.89%</b>
<b>Net Revenue (Shortfall)</b>	<b>\$ (1)</b>	<b>\$ (10,491)</b>	<b>-1.84%</b>

**Special Fire Assistance Fund Summary of Cash and Investments**

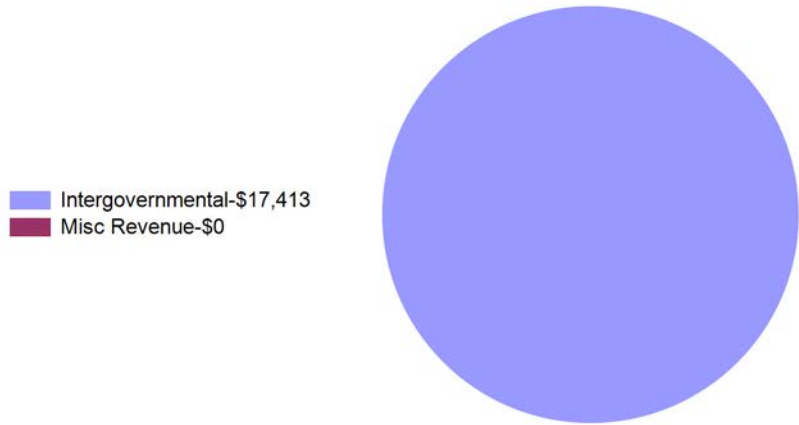
Cash	\$ 10,737
Investments	-
	<u>\$ 10,737</u>

# City of Casper, Wyoming

## Special Fire Assistance Fund Summary of Revenues and Expenditures

For Fiscal Year 2023 as of March 31, 2023  
75.00 % OF THE FISCAL YEAR HAS ELAPSED

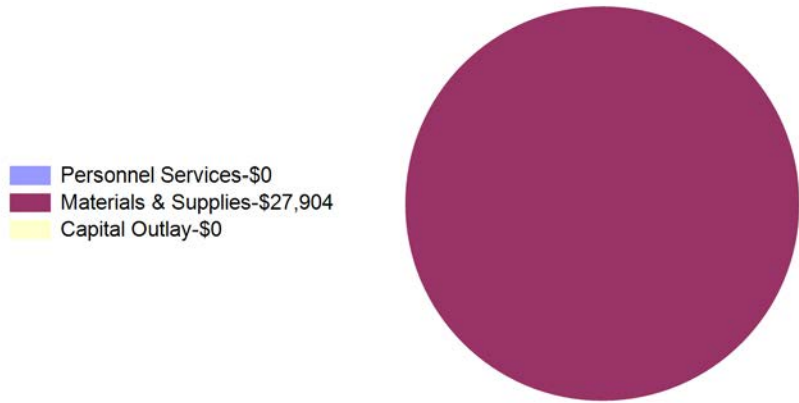
Year To Date Revenues  
\$17,413



Month To Date Revenues  
\$0


Intergovernmental-\$0  
Misc Revenue-\$0

Year To Date Expenditures  
\$27,904



Month To Date Expenditures  
\$800

Personnel Services-\$0  
Materials & Supplies-\$800  
Capital Outlay-\$0



**City of Casper, Wyoming**  
**Revolving Land Fund Statement of Revenues and Expenditures**  
For Fiscal Year 2023 as of March 31, 2023  
75.00 % OF THE FISCAL YEAR HAS ELAPSED

	<u>Revised Budget</u>	<u>Current Year To Date</u>	<u>Current Year % of Budget</u>
<b>Revenues:</b>			
Misc Revenue	\$ 5,849	\$ 12,823	219.24%
Other Sources	1,725,000	1,276,793	74.02%
<b>Total Revenues</b>	<b>\$ 1,730,849</b>	<b>\$ 1,289,616</b>	<b>74.51%</b>
	<u>Revised Budget</u>	<u>Current Year To Date</u>	<u>Current Year % of Budget</u>
<b>Expenditures:</b>			
Contractual Services	\$ 45,295	\$ 12,182	26.89%
Capital Outlay	645,000	631,793	97.95%
<b>Total Expenditures</b>	<b>\$ 690,295</b>	<b>\$ 643,975</b>	<b>93.29%</b>
<b>Net Revenue (Shortfall)</b>	<b>\$ 1,040,554</b>	<b>\$ 645,641</b>	<b>-18.78%</b>

**Revolving Land Fund Summary of Cash and Investments**

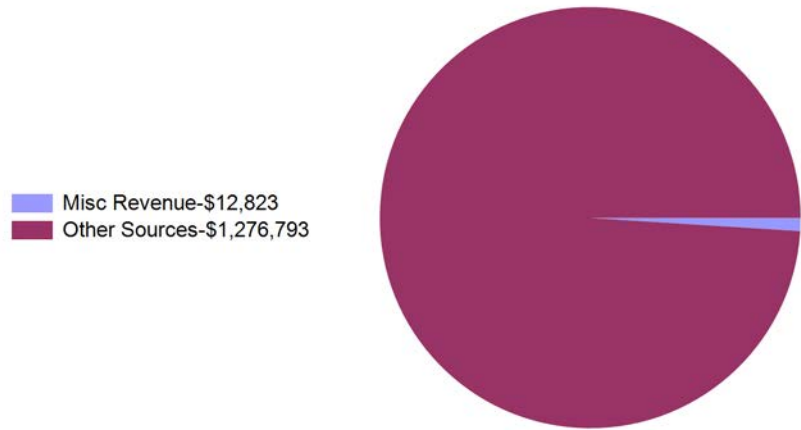
Cash	\$ 9,972
Investments	1,458,737
	<u><b>\$ 1,468,709</b></u>

# City of Casper, Wyoming

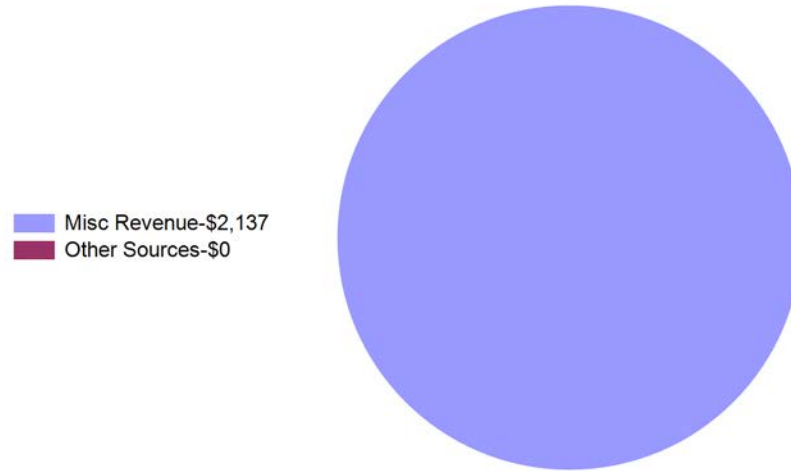
## Revolving Land Fund Summary of Revenues and Expenditures

For Fiscal Year 2023 as of March 31, 2023  
75.00 % OF THE FISCAL YEAR HAS ELAPSED

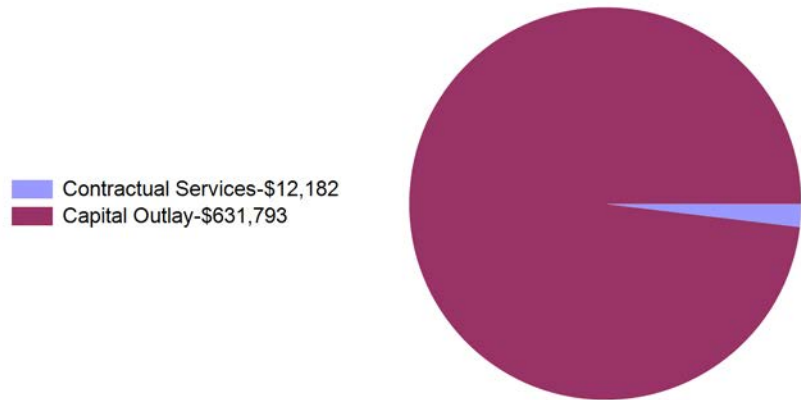
Year To Date Revenues  
\$1,289,616



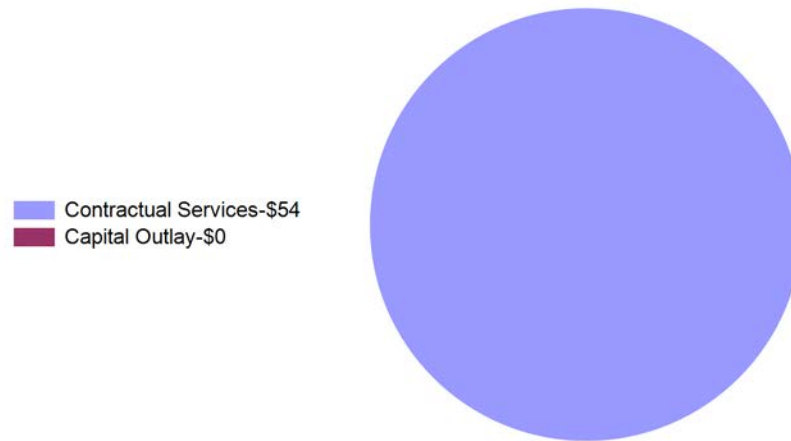
Month To Date Revenues  
\$2,137



Year To Date Expenditures  
\$643,975



Month To Date Expenditures  
\$54



**City of Casper, Wyoming**  
**Police Grants Fund Statement of Revenues and Expenditures**  
For Fiscal Year 2023 as of March 31, 2023  
75.00 % OF THE FISCAL YEAR HAS ELAPSED

	Revised Budget	Current Year To Date	Current Year % of Budget
<b>Revenues:</b>			
Intergovernmental	\$ 237,416	\$ 181,934	76.63%
Misc Revenue	-	54,146	
Other Sources	16,437	6,634	40.36%
<b>Total Revenues</b>	<b>\$ 253,853</b>	<b>\$ 242,714</b>	<b>95.61%</b>
	Revised Budget	Current Year To Date	Current Year % of Budget
<b>Expenditures:</b>			
Personnel Services	\$ 178,553	\$ 81,324	45.55%
Materials & Supplies	6,700	43,818	654.01%
Contractual Services	37,000	42,360	114.49%
Capital Outlay	30,000	749	2.50%
Other Costs	1,600	-	0.00%
<b>Total Expenditures</b>	<b>\$ 253,853</b>	<b>\$ 168,252</b>	<b>66.28%</b>
<b>Net Revenue (Shortfall)</b>	<b>\$ -</b>	<b>\$ 74,462</b>	<b>29.33%</b>

**Police Grants Fund Summary of Cash and Investments**

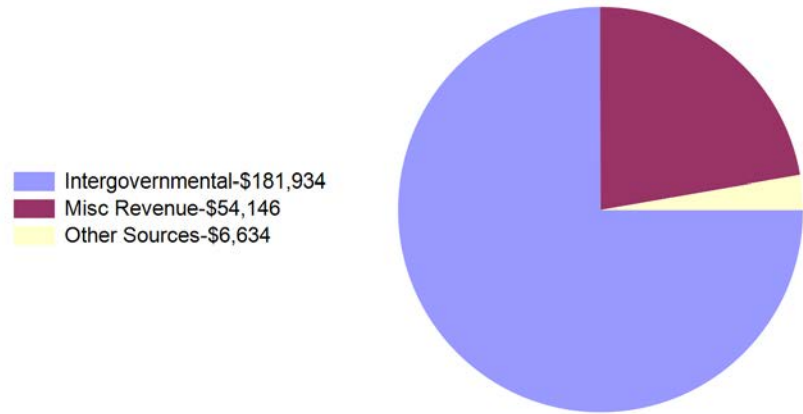
Cash	\$ 61,106
Investments	-
	<u><b>\$ 61,106</b></u>

# City of Casper, Wyoming

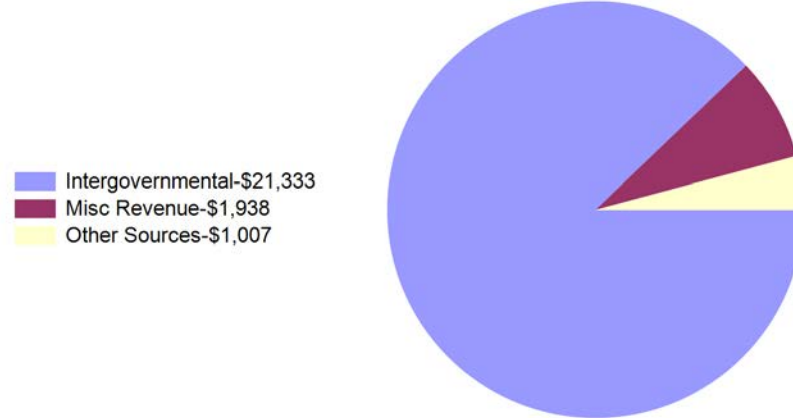
## Police Grants Fund Summary of Revenues and Expenditures

For Fiscal Year 2023 as of March 31, 2023  
75.00 % OF THE FISCAL YEAR HAS ELAPSED

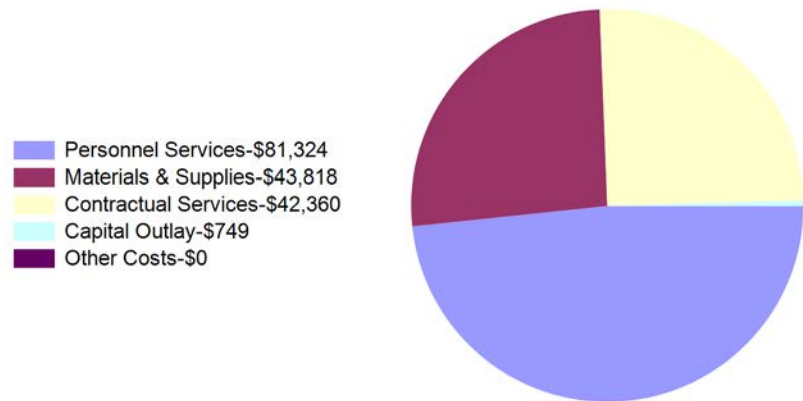
Year To Date Revenues  
\$242,714



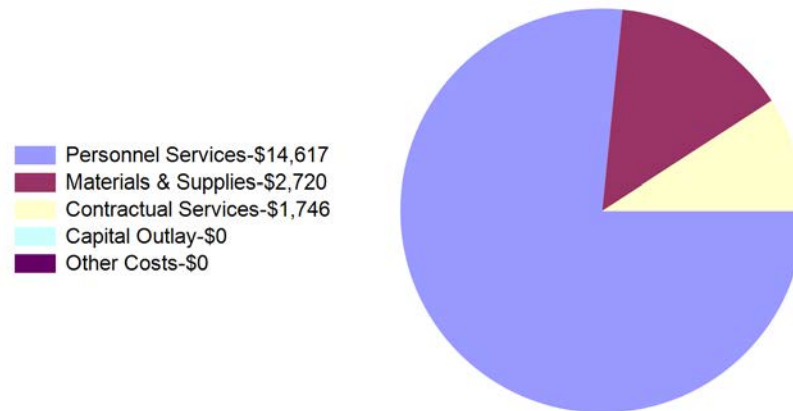
Month To Date Revenues  
\$24,278



Year To Date Expenditures  
\$168,252



Month To Date Expenditures  
\$19,083



**City of Casper, Wyoming**  
**Public Transit Fund Statement of Revenues and Expenditures**  
For Fiscal Year 2023 as of March 31, 2023  
75.00 % OF THE FISCAL YEAR HAS ELAPSED

	Revised Budget	Current Year To Date	Current Year % of Budget
<b>Revenues:</b>			
Intergovernmental	\$ 3,586,542	\$ 1,739,005	48.49%
Goods and Svcs Rev	90,000	72,348	80.39%
Misc Revenue	150,852	85,032	56.37%
Other Sources	591,145	1,259,338	213.03%
<b>Total Revenues</b>	<b>\$ 4,418,539</b>	<b>\$ 3,155,724</b>	<b>71.42%</b>

	Revised Budget	Current Year To Date	Current Year % of Budget
<b>Expenditures:</b>			
Personnel Services	\$ 1,850,019	\$ 1,282,855	69.34%
Materials & Supplies	234,700	157,498	67.11%
Contractual Services	314,780	186,778	59.34%
Capital Outlay	1,849,183	362,750	19.62%
Other Costs	152,303	87,270	57.30%
Utility Expense	17,600	7,170	40.74%
<b>Total Expenditures</b>	<b>\$ 4,418,585</b>	<b>\$ 2,084,322</b>	<b>47.17%</b>
<b>Net Revenue (Shortfall)</b>	<b>\$ (46)</b>	<b>\$ 1,071,402</b>	<b>24.25%</b>

**Public Transit Fund Summary of Cash and Investments**

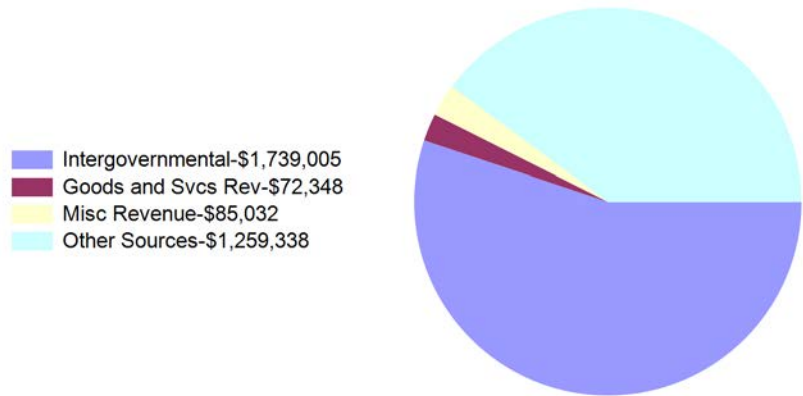
Cash	\$ (290,443)
Investments	-
	<u>\$ (290,443)</u>

# City of Casper, Wyoming

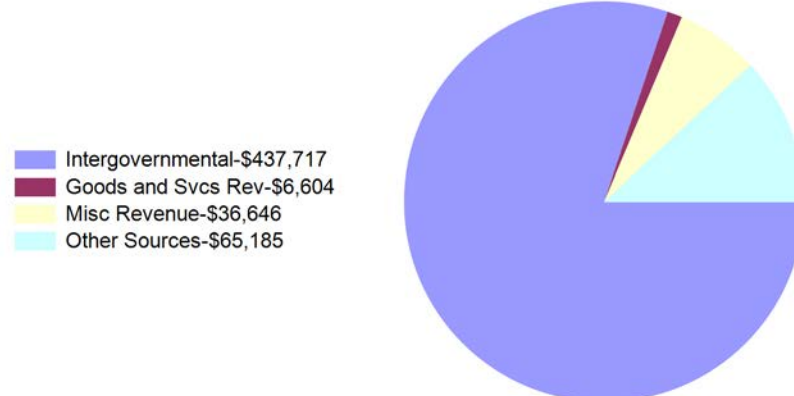
## Public Transit Fund Summary of Revenues and Expenditures

For Fiscal Year 2023 as of March 31, 2023  
75.00 % OF THE FISCAL YEAR HAS ELAPSED

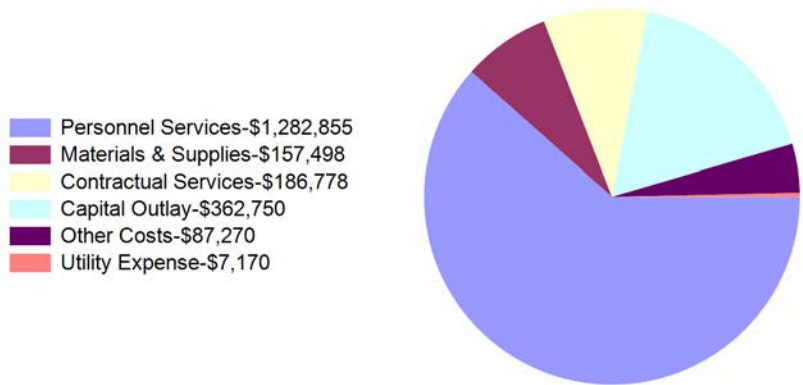
Year To Date Revenues  
\$3,155,724



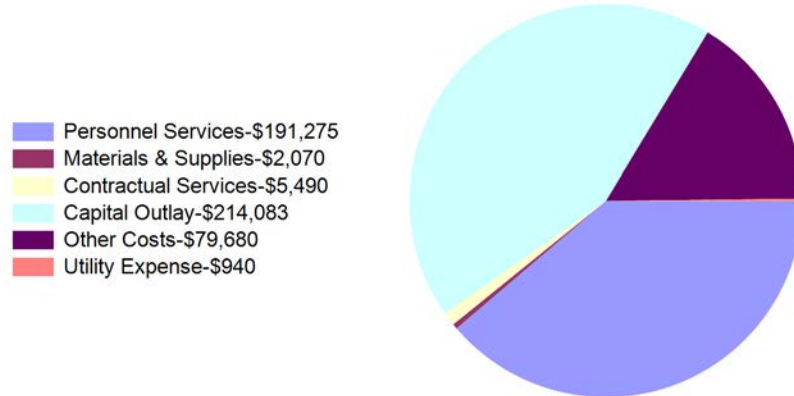
Month To Date Revenues  
\$546,153



Year To Date Expenditures  
\$2,084,322



Month To Date Expenditures  
\$493,539





**City of Casper, Wyoming**  
**Metropolitan Planning Fund Statement of Revenues and Expenditures**  
For Fiscal Year 2023 as of March 31, 2023  
75.00 % OF THE FISCAL YEAR HAS ELAPSED

	Revised Budget	Current Year To Date	Current Year % of Budget
<b>Revenues:</b>			
Intergovernmental	\$ 1,347,087	\$ 512,645	38.06%
Misc Revenue	24,642	27,268	110.66%
Other Sources	72,268	53,055	73.41%
<b>Total Revenues</b>	<b>\$ 1,443,997</b>	<b>\$ 592,968</b>	<b>41.06%</b>

	Revised Budget	Current Year To Date	Current Year % of Budget
<b>Expenditures:</b>			
Personnel Services	\$ 374,601	\$ 232,233	61.99%
Materials & Supplies	8,000	4,679	58.49%
Contractual Services	2,000	696	34.82%
Capital Outlay	1,045,490	378,328	36.19%
Other Costs	13,910	7,570	54.42%
<b>Total Expenditures</b>	<b>\$ 1,444,001</b>	<b>\$ 623,507</b>	<b>43.18%</b>
<b>Net Revenue (Shortfall)</b>	<b>\$ (4)</b>	<b>\$ (30,538)</b>	<b>-2.11%</b>

**Metropolitan Planning Fund Summary of Cash and Investments**

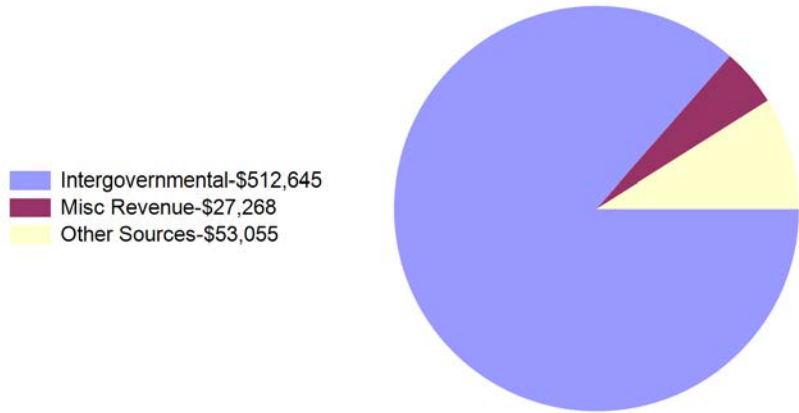
Cash	\$ 49,317
Investments	-
	<u><b>\$ 49,317</b></u>

# City of Casper, Wyoming

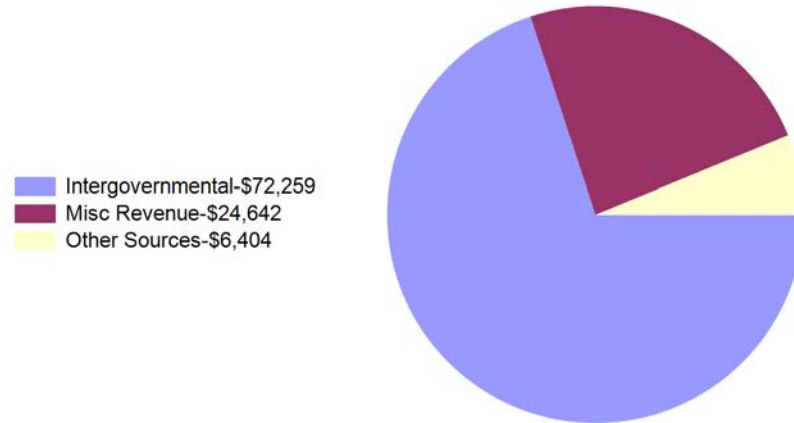
## Metropolitan Planning Fund Summary of Revenues and Expenditures

For Fiscal Year 2023 as of March 31, 2023  
75.00 % OF THE FISCAL YEAR HAS ELAPSED

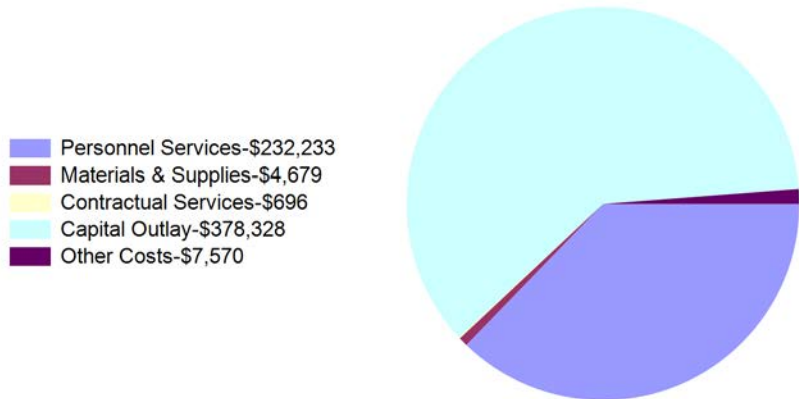
Year To Date Revenues  
\$592,968



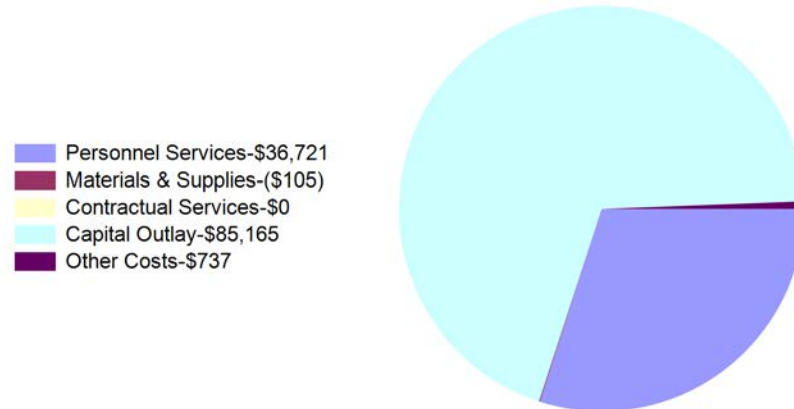
Month To Date Revenues  
\$103,305



Year To Date Expenditures  
\$623,507



Month To Date Expenditures  
\$122,518



City of Casper, Wyoming

Redevelopment Loan Fund Statement of Revenues and Expenditures

For Fiscal Year 2023 as of March 31, 2023

75.00 % OF THE FISCAL YEAR HAS ELAPSED

	Revised Budget	Current Year To Date	Current Year % of Budget
Revenues:			
Other Sources	\$ 63,157	\$ 63,157	100.00%
Total Revenues	\$ 63,157	\$ 63,157	100.00%
	Revised Budget	Current Year To Date	Current Year % of Budget
Expenditures:			
Debt Service	\$ 63,157	\$ 63,157	100.00%
Total Expenditures	\$ 63,157	\$ 63,157	100.00%
Net Revenue (Shortfall)	\$ -	\$ -	0.00%

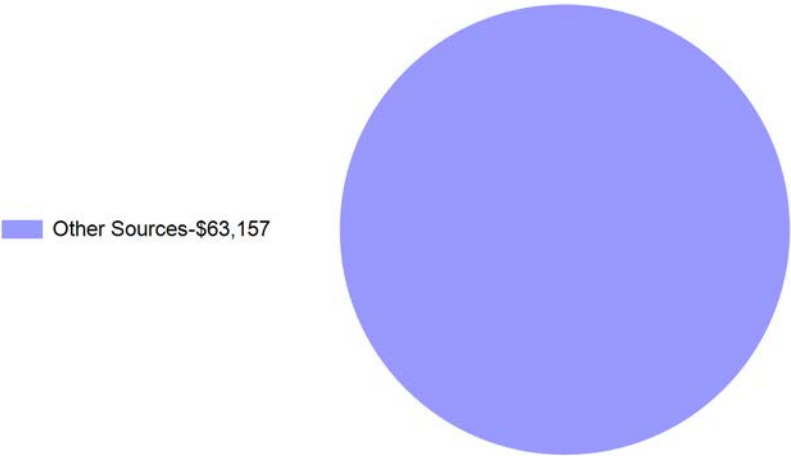
Redevelopment Loan Fund Summary of Cash and Investments

Cash	\$ 100,937
Investments	-
	<u>\$ 100,937</u>

City of Casper, Wyoming  
Redevelopment Loan Fund Summary of Revenues and Expenditures  
For Fiscal Year 2023 as of March 31, 2023  
75.00 % OF THE FISCAL YEAR HAS ELAPSED

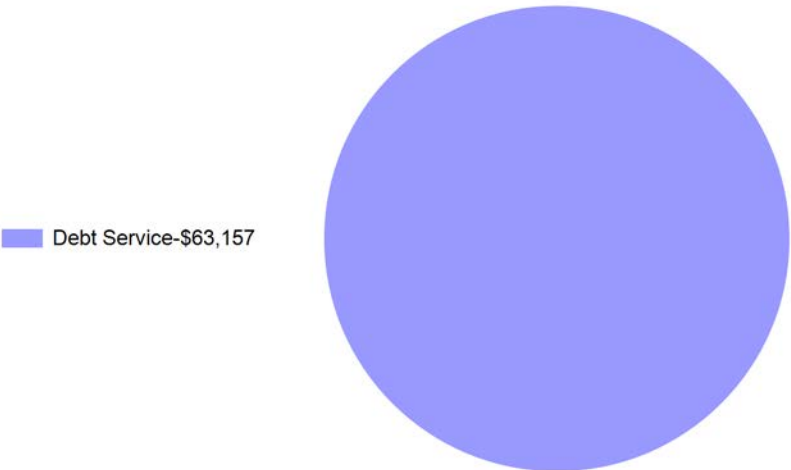
Year To Date Revenues  
\$63,157

Month To Date Revenues  
\$0



Year To Date Expenditures  
\$63,157

Month To Date Expenditures  
\$0

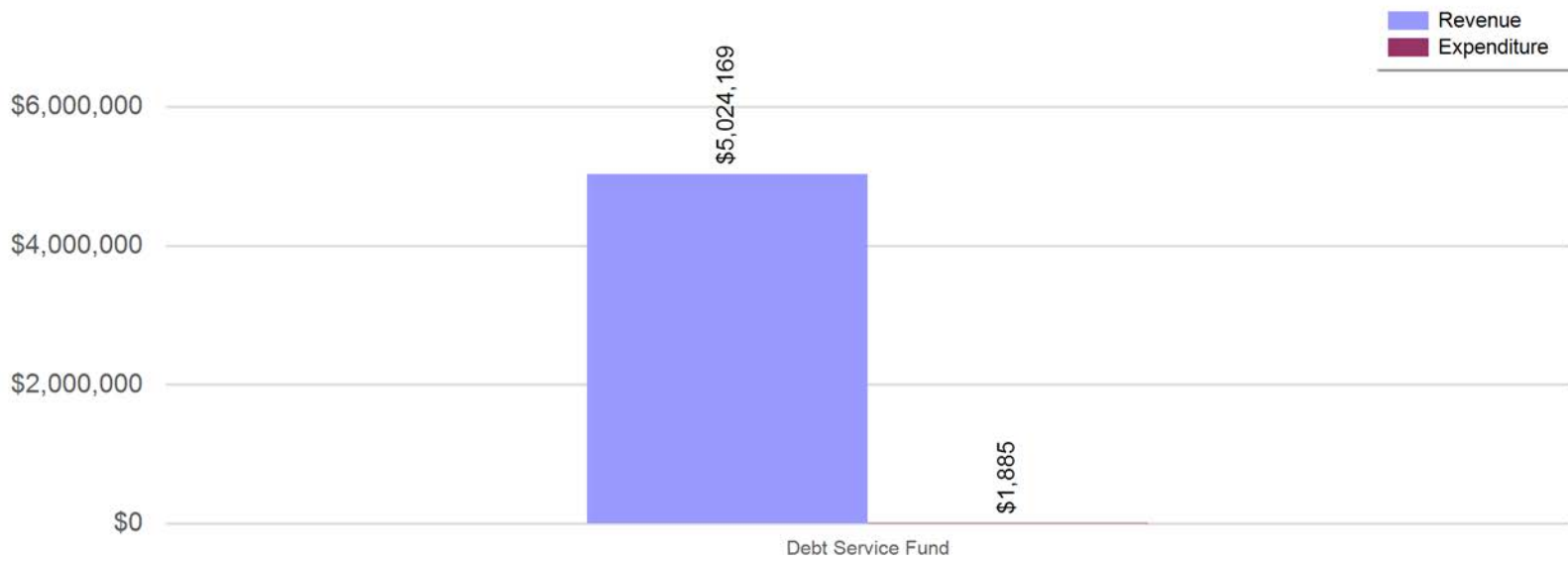


**City of Casper, Wyoming**  
**Debt Service Funds Balance Sheet**  
For Fiscal Year 2023 as of March 31, 2023  
**75.00 % OF THE FISCAL YEAR HAS ELAPSED**

	<u>Debt Service Fund</u>
<b>ASSETS</b>	
Current Assets	
Cash	\$ 61,498
Investments	5,754,696
Market Adjustments	-
Interest Receivable	10,625
Loans Receivable	99,142
Accounts Receivable	(23,665)
Total Current Assets	<u>5,902,297</u>
Total Assets	<u>\$ 5,902,297</u>
<b>LIABILITIES</b>	
Current Liabilities	
Accounts Payable	\$ -
Deferred Revenue	116,164
Total Current Liabilities	<u>116,164</u>
Total Liabilities	<u>\$ 116,164</u>
<b>NET POSITION</b>	
Unrestricted	\$ 5,786,133
Total Net Position	<u>\$ 5,786,133</u>

**City of Casper, Wyoming**  
**Debt Service Funds Revenue and Expenditure Comparison**  
For Fiscal Year 2023 as of March 31, 2023  
75.00 % OF THE FISCAL YEAR HAS ELAPSED

**Debt Service Funds YTD Revenue and Expenditure Comparison**



**Debt Service Funds MTD Revenue and Expenditure Comparison**



**City of Casper, Wyoming**  
**Local Assessment District Fund Statement of Revenues and Expenditures**

For Fiscal Year 2023 as of March 31, 2023  
75.00 % OF THE FISCAL YEAR HAS ELAPSED

	<u>Revised Budget</u>	<u>Current Year To Date</u>	<u>Current Year % of Budget</u>
<b>Revenues:</b>			
Misc Revenue	\$ 108,788	\$ 67,697	62.23%
Other Sources	4,956,472	4,956,472	100.00%
<b>Total Revenues</b>	<b>\$ 5,065,260</b>	<b>\$ 5,024,169</b>	<b>99.19%</b>
	<u>Revised Budget</u>	<u>Current Year To Date</u>	<u>Current Year % of Budget</u>
<b>Expenditures:</b>			
Contractual Services	\$ 6,538	\$ 1,885	28.83%
Debt Service	364,706	-	0.00%
Transfers Out	118,374	-	0.00%
<b>Total Expenditures</b>	<b>\$ 489,618</b>	<b>\$ 1,885</b>	<b>0.39%</b>
<b>Net Revenue (Shortfall)</b>	<b>\$ 4,575,642</b>	<b>\$ 5,022,283</b>	<b>98.80%</b>

**Local Assessment District Fund Summary of Cash and Investments**

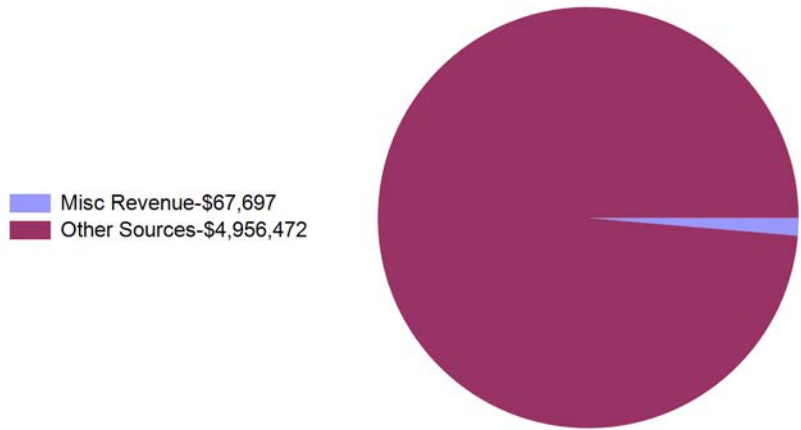
Cash	\$ 61,498
Investments	5,754,696
	<u><b>\$ 5,816,194</b></u>

# City of Casper, Wyoming

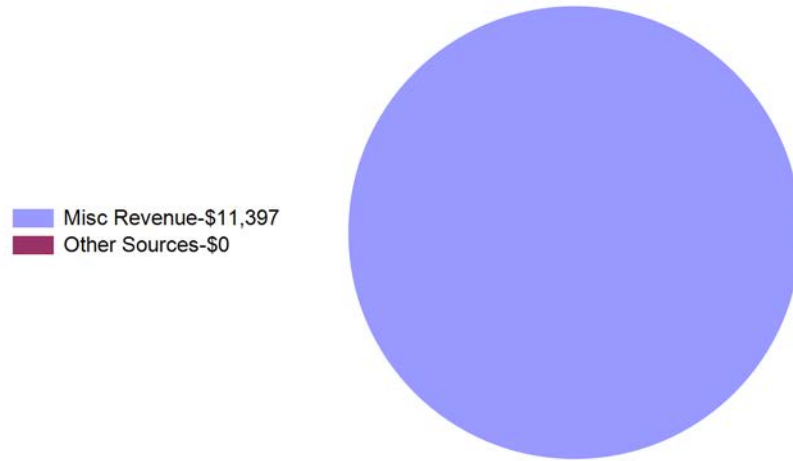
## Local Assessment District Fund Summary of Revenues and Expenditures

For Fiscal Year 2023 as of March 31, 2023  
75.00 % OF THE FISCAL YEAR HAS ELAPSED

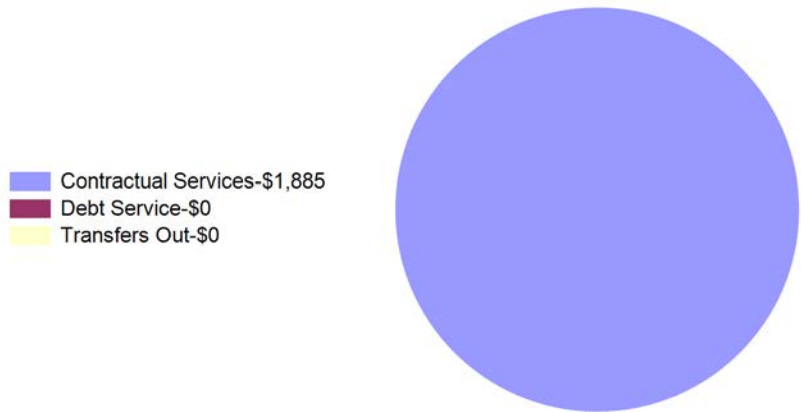
Year To Date Revenues  
\$5,024,169



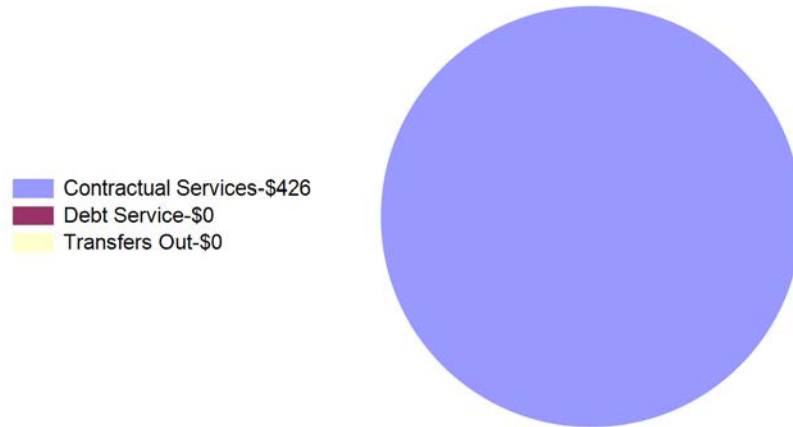
Month To Date Revenues  
\$11,397



Year To Date Expenditures  
\$1,885



Month To Date Expenditures  
\$426





# City of Casper, Wyoming

## Internal Service Funds Consolidated Balance Sheet

For Fiscal Year 2023 as of March 31, 2023  
75.00 % OF THE FISCAL YEAR HAS ELAPSED

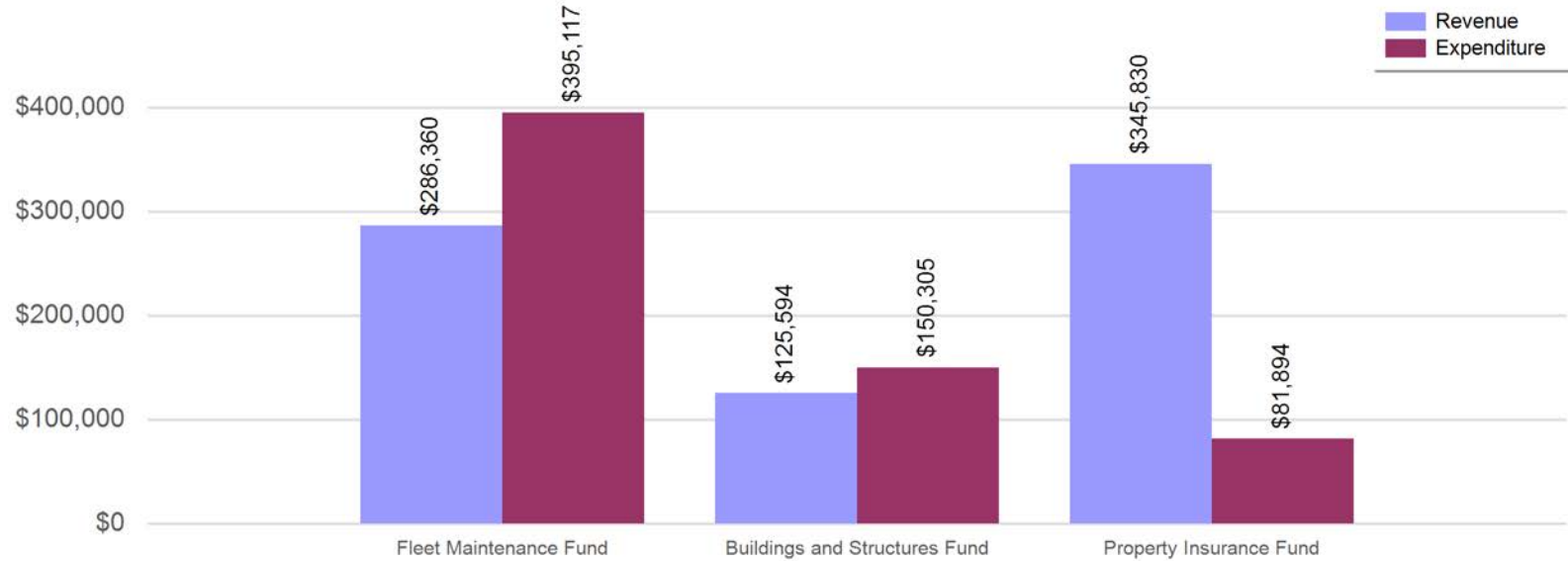
	Fleet Maintenance Fund	Buildings and Structures Fund	Property Insurance Fund
<b>ASSETS</b>			
<b>Current Assets</b>			
Cash	\$ 189,931	\$ 550,004	\$ 56,648
Inventory	102,774		
Accounts Receivable	28,989	15,682	105,803
Prepaid Expenses			-
<b>Total Current Assets</b>	<b>321,694</b>	<b>565,686</b>	<b>162,450</b>
<b>Capital Assets</b>			
Equipment	589,674	199,618	
Accumulated Depreciation	(586,975)	(191,367)	
<b>Total Capital Assets</b>	<b>2,699</b>	<b>8,251</b>	
<b>Total Assets</b>	<b>\$ 324,393</b>	<b>\$ 573,938</b>	<b>\$ 162,450</b>
<b>DEFERRED OUTFLOWS OF RESOURCES</b>			
<b>Total Deferred Outflows Of Resources</b>	<b>\$ 115,632</b>	<b>\$ 79,347</b>	<b>\$ 43,063</b>
<b>LIABILITIES</b>			
<b>Current Liabilities</b>			
Accounts Payable	\$ 122,763	\$ 42,365	\$ 19,488
Accrued Wages and Benefits Payable	26,703	18,748	9,993
<b>Total Current Liabilities</b>	<b>149,466</b>	<b>61,113</b>	<b>29,480</b>
<b>Non-Current Liabilities</b>			
Accrued Comp ABS	39,163	30,809	9,492
Net Pension Liability	443,722	304,485	165,248
Net OPEB Liability	-	-	-
<b>Total Non-Current Liabilities</b>	<b>482,885</b>	<b>335,295</b>	<b>174,740</b>
<b>Total Liabilities</b>	<b>\$ 632,351</b>	<b>\$ 396,408</b>	<b>\$ 204,221</b>
<b>DEFERRED INFLOWS OF RESOURCES</b>			
<b>Total Deferred Inflows Of Resources</b>	<b>\$ 339,770</b>	<b>\$ 233,153</b>	<b>\$ 126,535</b>
<b>NET POSITION</b>			
Net Investment in Capital Assets	\$ 2,699	\$ 8,251	\$
Unrestricted	(534,796)	15,473	(125,242)
<b>Total Net Position</b>	<b>\$ (532,097)</b>	<b>\$ 23,725</b>	<b>\$ (125,242)</b>

**City of Casper, Wyoming**  
**Internal Service Funds Revenue and Expenditure Comparison**  
For Fiscal Year 2023 as of March 31, 2023  
75.00 % OF THE FISCAL YEAR HAS ELAPSED

**Internal Service Funds YTD Revenue and Expenditure Comparison**



**Internal Service Funds MTD Revenue and Expenditure Comparison**



**City of Casper, Wyoming**  
**Fleet Maintenance Fund Statement of Revenues and Expenditures**  
For Fiscal Year 2023 as of March 31, 2023  
75.00 % OF THE FISCAL YEAR HAS ELAPSED

	Revised Budget	Current Year To Date	Current Year % of Budget
<b>Revenues:</b>			
Goods and Svcs Rev	\$ 2,460,888	\$ 1,945,359	79.05%
Misc Revenue	972,000	948,182	97.55%
<b>Total Revenues</b>	<b>\$ 3,432,888</b>	<b>\$ 2,893,542</b>	<b>84.29%</b>
	Revised Budget	Current Year To Date	Current Year % of Budget
<b>Expenditures:</b>			
Personnel Services	\$ 984,301	\$ 699,542	71.07%
Materials & Supplies	1,825,001	1,756,709	96.26%
Contractual Services	570,811	461,606	80.87%
Other Costs	31,475	23,781	75.55%
Utility Expense	21,300	19,841	93.15%
<b>Total Expenditures</b>	<b>\$ 3,432,888</b>	<b>\$ 2,961,479</b>	<b>86.27%</b>
<b>Net Revenue (Shortfall)</b>	<b>\$ -</b>	<b>\$ (67,937)</b>	<b>-1.98%</b>

**Fleet Maintenance Fund Summary of Cash and Investments**

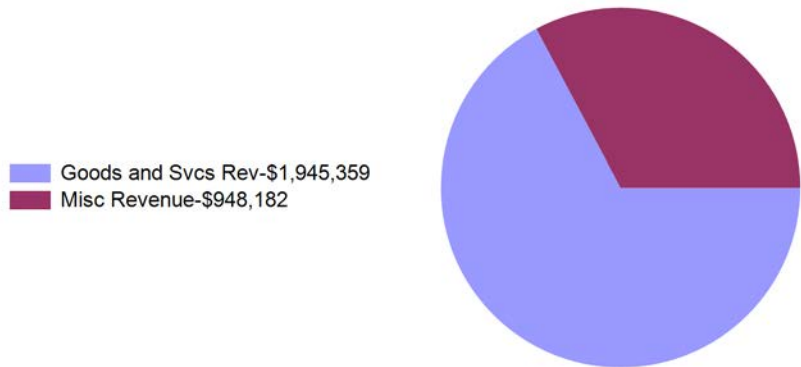
Cash	\$ 189,931
Investments	-
	<u>\$ 189,931</u>

# City of Casper, Wyoming

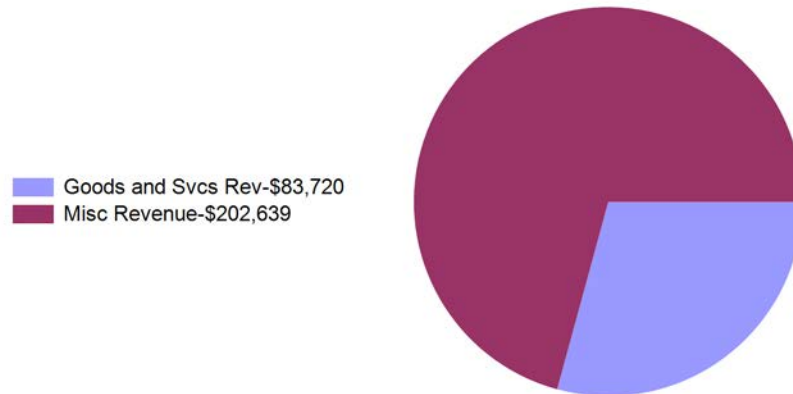
## Fleet Maintenance Fund Summary of Revenues and Expenditures

For Fiscal Year 2023 as of March 31, 2023  
75.00 % OF THE FISCAL YEAR HAS ELAPSED

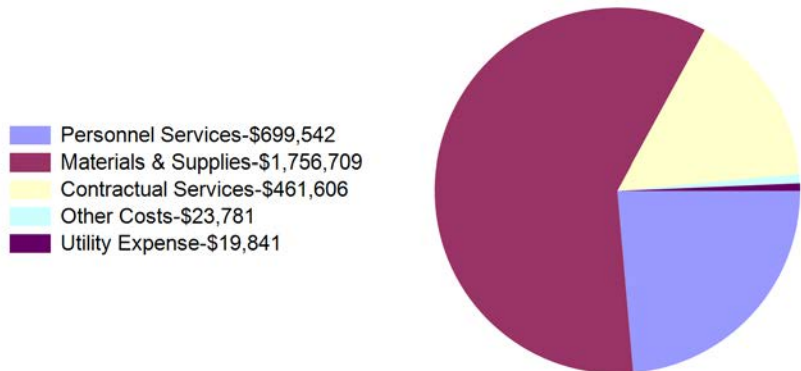
Year To Date Revenues  
\$2,893,542



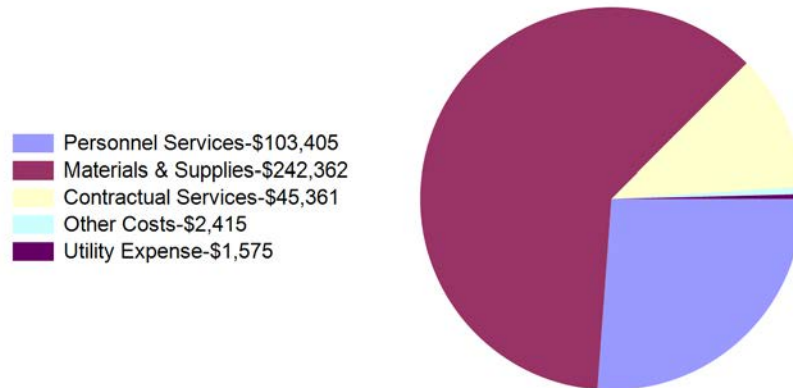
Month To Date Revenues  
\$286,360



Year To Date Expenditures  
\$2,961,479



Month To Date Expenditures  
\$395,117



**City of Casper, Wyoming**  
**Buildings & Structures Fund Statement of Revenues and Expenditures**  
For Fiscal Year 2023 as of March 31, 2023  
75.00 % OF THE FISCAL YEAR HAS ELAPSED

	Revised Budget	Current Year To Date	Current Year % of Budget
<b>Revenues:</b>			
Goods and Svcs Rev	\$ 1,548,878	\$ 1,119,835	72.30%
Misc Revenue	7,200	5,400	75.00%
Other Sources	4,940	3,705	75.00%
<b>Total Revenues</b>	<b>\$ 1,561,018</b>	<b>\$ 1,128,940</b>	<b>72.32%</b>

	Revised Budget	Current Year To Date	Current Year % of Budget
<b>Expenditures:</b>			
Personnel Services	\$ 1,038,529	\$ 716,202	68.96%
Materials & Supplies	315,182	248,157	78.73%
Contractual Services	165,371	121,045	73.20%
Capital Outlay	2,611	2,611	100.00%
Transfers Out	3,750	-	0.00%
Other Costs	38,694	25,532	65.98%
Utility Expense	4,196	1,938	46.20%
<b>Total Expenditures</b>	<b>\$ 1,568,333</b>	<b>\$ 1,115,486</b>	<b>71.13%</b>
<b>Net Revenue (Shortfall)</b>	<b>\$ (7,315)</b>	<b>\$ 13,454</b>	<b>1.20%</b>

**Buildings & Structures Fund Summary of Cash and Investments**

Cash	\$ 550,004
Investments	-
	<u><b>\$ 550,004</b></u>

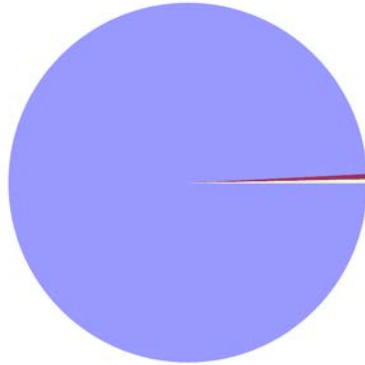
# City of Casper, Wyoming

## Buildings & Structures Fund Summary of Revenues and Expenditures

For Fiscal Year 2023 as of March 31, 2023  
75.00 % OF THE FISCAL YEAR HAS ELAPSED

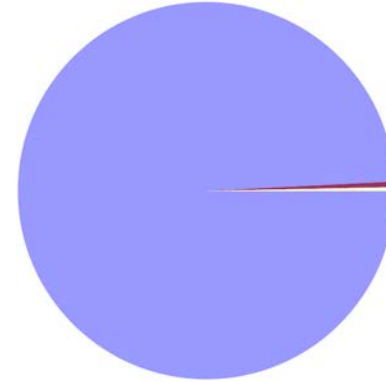
Year To Date Revenues  
\$1,128,940

Goods and Svcs Rev-\$1,119,835  
Misc Revenue-\$5,400  
Other Sources-\$3,705



Month To Date Revenues  
\$125,594

Goods and Svcs Rev-\$124,582  
Misc Revenue-\$600  
Other Sources-\$412



Year To Date Expenditures  
\$1,115,486

Personnel Services-\$716,202  
Materials & Supplies-\$248,157  
Contractual Services-\$121,045  
Capital Outlay-\$2,611  
Transfers Out-\$0  
Other Costs-\$25,532  
Utility Expense-\$1,938



Month To Date Expenditures  
\$150,305

Personnel Services-\$118,275  
Materials & Supplies-\$16,917  
Contractual Services-\$12,155  
Capital Outlay-\$0  
Transfers Out-\$0  
Other Costs-\$2,683  
Utility Expense-\$275



**City of Casper, Wyoming**  
**Property Insurance Fund Statement of Revenues and Expenditures**  
For Fiscal Year 2023 as of March 31, 2023  
75.00 % OF THE FISCAL YEAR HAS ELAPSED

	Revised Budget	Current Year To Date	Current Year % of Budget
<b>Revenues:</b>			
Intergovernmental	\$ 10,000	\$ -	0.00%
Goods and Svcs Rev	2,439,187	1,844,832	75.63%
Misc Revenue	168,500	325,153	192.97%
<b>Total Revenues</b>	<b>\$ 2,617,687</b>	<b>\$ 2,169,985</b>	<b>82.90%</b>
	Revised Budget	Current Year To Date	Current Year % of Budget
<b>Expenditures:</b>			
Personnel Services	\$ 353,651	\$ 268,742	75.99%
Materials & Supplies	417,775	403,559	96.60%
Contractual Services	107,966	76,798	71.13%
Capital Outlay	248,662	93,685	37.68%
Transfers Out	5,000	-	0.00%
Other Costs	1,237,460	1,508,206	121.88%
Utility Expense	2,150	1,262	58.71%
<b>Total Expenditures</b>	<b>\$ 2,372,664</b>	<b>\$ 2,352,252</b>	<b>99.14%</b>
<b>Net Revenue (Shortfall)</b>	<b>\$ 245,023</b>	<b>\$ (182,267)</b>	<b>-16.24%</b>

**Property Insurance Fund Summary of Cash and Investments**

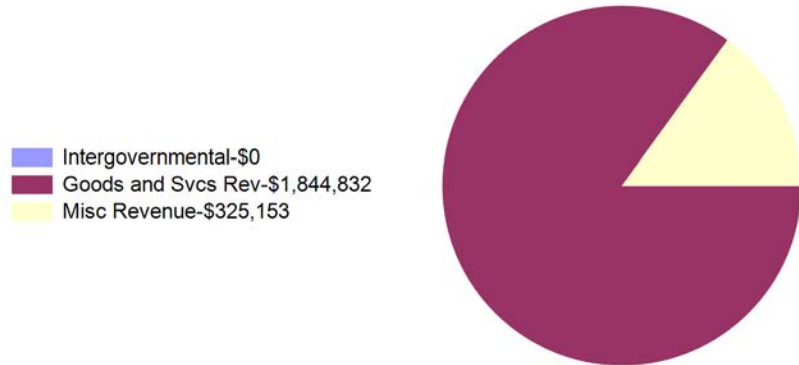
Cash	\$ 56,648
	<u>\$ 56,648</u>

# City of Casper, Wyoming

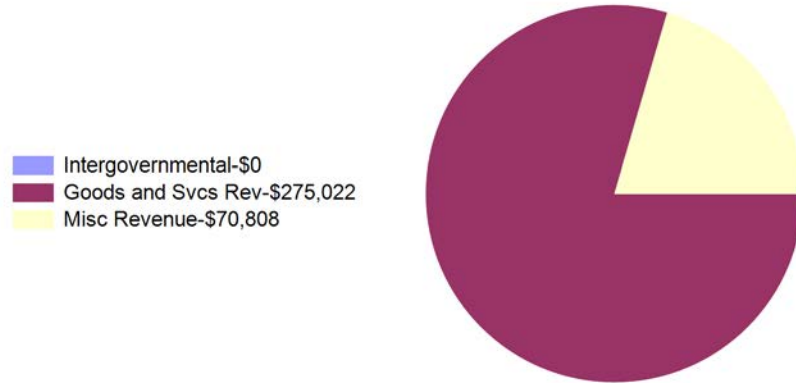
## Property Insurance Fund Summary of Revenues and Expenditures

For Fiscal Year 2023 as of March 31, 2023  
75.00 % OF THE FISCAL YEAR HAS ELAPSED

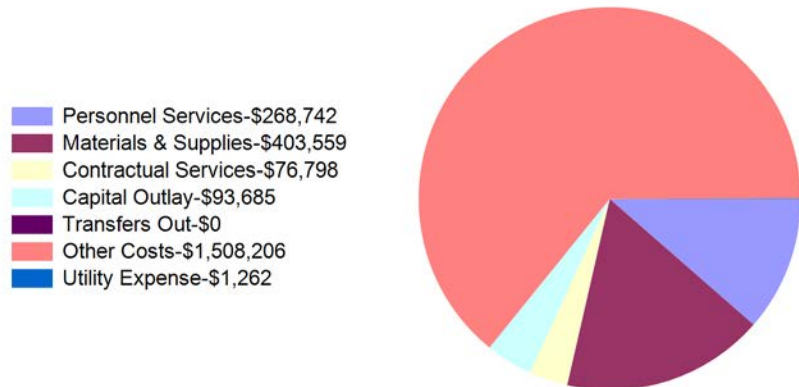
Year To Date Revenues  
\$2,169,985



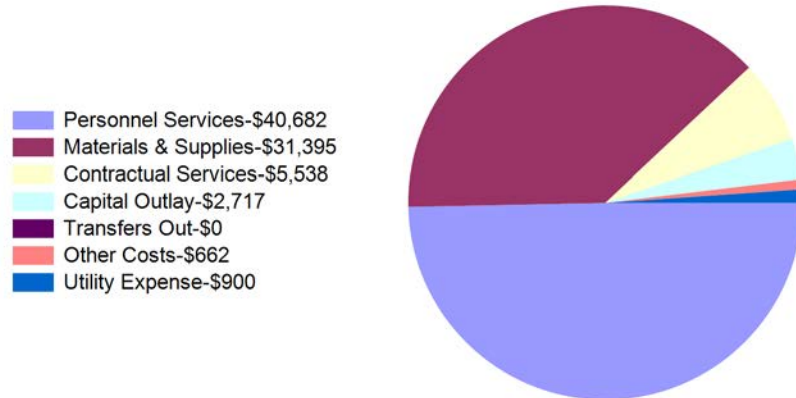
Month To Date Revenues  
\$345,830



Year To Date Expenditures  
\$2,352,252



Month To Date Expenditures  
\$81,894





# City of Casper, Wyoming

## Trust & Agency Funds Consolidated Balance Sheet

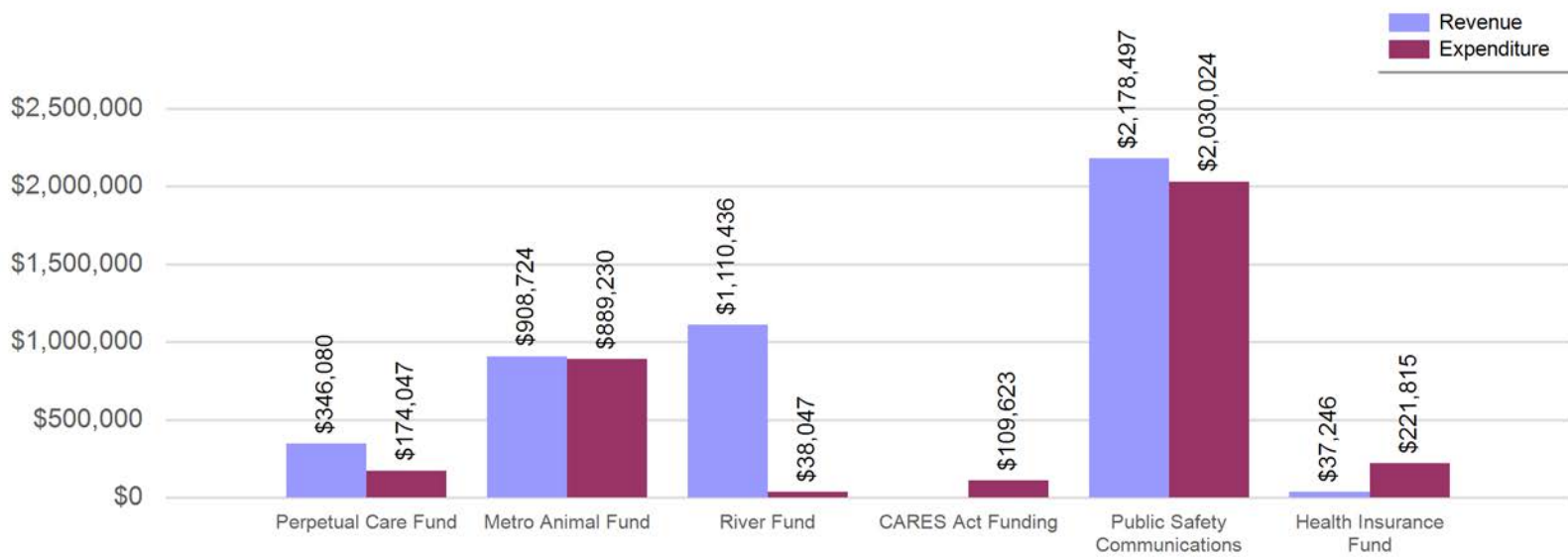
For Fiscal Year 2023 as of March 31, 2023

**75.00 % OF THE FISCAL YEAR HAS ELAPSED**

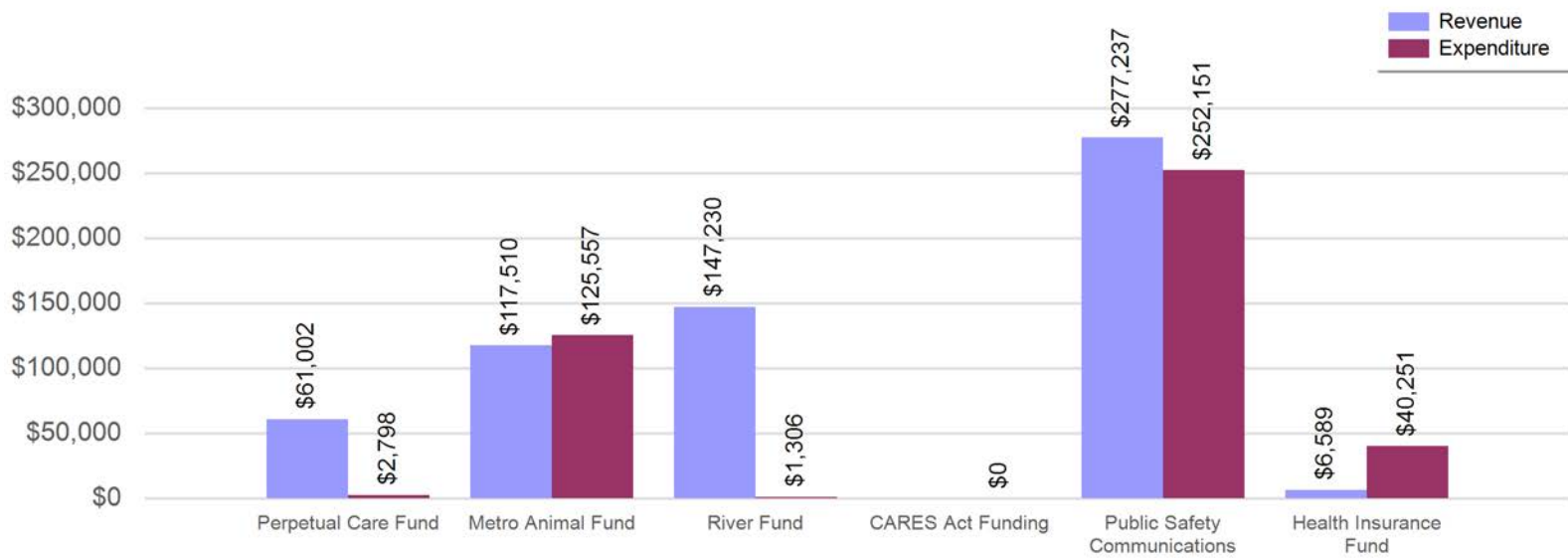
	Perpetual Care Fund	Metro Animal Fund	River Fund	CARES Act Funding	Public Safety Communications	Health Insurance Fund
<b>ASSETS</b>						
<b>Current Assets</b>						
Cash	\$ 117,107	\$ 123,396	\$ 91,976	\$ 3,052	\$ 821,032	\$ 12,597
Investments	30,009,684	842,436	1,601,995	12,167,707		3,328,622
Market Adjustments	-	-		-		-
Loans Receivable	575,797					
Accounts Receivable	-	45,347	-		123,532	
Prepaid Expenses					19,552	
<b>Total Current Assets</b>	<b>30,702,587</b>	<b>1,011,180</b>	<b>1,693,970</b>	<b>12,170,759</b>	<b>964,116</b>	<b>3,341,220</b>
<b>Total Assets</b>	<b>\$ 30,702,587</b>	<b>\$ 1,011,180</b>	<b>\$ 1,693,970</b>	<b>\$ 12,170,759</b>	<b>\$ 964,116</b>	<b>\$ 3,341,220</b>
<b>LIABILITIES</b>						
<b>Current Liabilities</b>						
Accounts Payable	\$ -	\$ 50,443	\$ -	\$ -	\$ 80,886	\$ 56,101
Accrued Wages and Benefits Payable		20,122	-	-	60,961	
Deferred Revenue			223,000	1,115,446		
<b>Total Current Liabilities</b>	<b>-</b>	<b>70,565</b>	<b>223,000</b>	<b>1,115,446</b>	<b>141,847</b>	<b>56,101</b>
<b>Total Liabilities</b>	<b>\$ -</b>	<b>\$ 70,565</b>	<b>\$ 223,000</b>	<b>\$ 1,115,446</b>	<b>\$ 141,847</b>	<b>\$ 56,101</b>
<b>NET POSITION</b>						
Unrestricted	\$ 30,702,587	\$ 940,615	\$ 1,470,970	\$ 11,055,313	\$ 822,269	\$ 3,285,119
<b>Total Net Position</b>	<b>\$ 30,702,587</b>	<b>\$ 940,615</b>	<b>\$ 1,470,970</b>	<b>\$ 11,055,313</b>	<b>\$ 822,269</b>	<b>\$ 3,285,119</b>

**City of Casper, Wyoming**  
**Trust & Agency Funds Revenue and Expenditure Comparison**  
For Fiscal Year 2023 as of March 31, 2023  
**75.00 % OF THE FISCAL YEAR HAS ELAPSED**

**Trust & Agency Funds YTD Revenue and Expenditure Comparison**



**Trust & Agency Funds MTD Revenue and Expenditure Comparison**



**City of Casper, Wyoming**  
**Perpetual Care Fund Statement of Revenues and Expenditures**  
For Fiscal Year 2023 as of March 31, 2023  
75.00 % OF THE FISCAL YEAR HAS ELAPSED

	Revised Budget	Current Year To Date	Current Year % of Budget
<b>Revenues:</b>			
Misc Revenue	\$ 308,722	\$ 327,520	106.09%
Other Sources	24,747	18,561	75.00%
<b>Total Revenues</b>	<b>\$ 333,469</b>	<b>\$ 346,080</b>	<b>103.78%</b>
	Revised Budget	Current Year To Date	Current Year % of Budget
<b>Expenditures:</b>			
Contractual Services	\$ 22,014	\$ 15,697	71.30%
Capital Outlay	870	-	0.00%
Transfers Out	308,722	158,351	51.29%
<b>Total Expenditures</b>	<b>\$ 331,606</b>	<b>\$ 174,047</b>	<b>52.49%</b>
<b>Net Revenue (Shortfall)</b>	<b>\$ 1,863</b>	<b>\$ 172,033</b>	<b>51.30%</b>

**Perpetual Care Fund Summary of Cash and Investments**

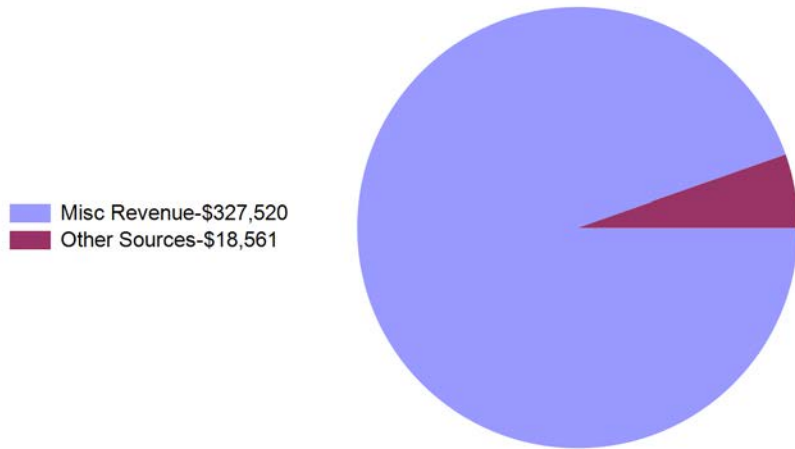
Cash	\$ 117,107
Investments	30,009,684
	<u><b>\$ 30,126,791</b></u>

# City of Casper, Wyoming

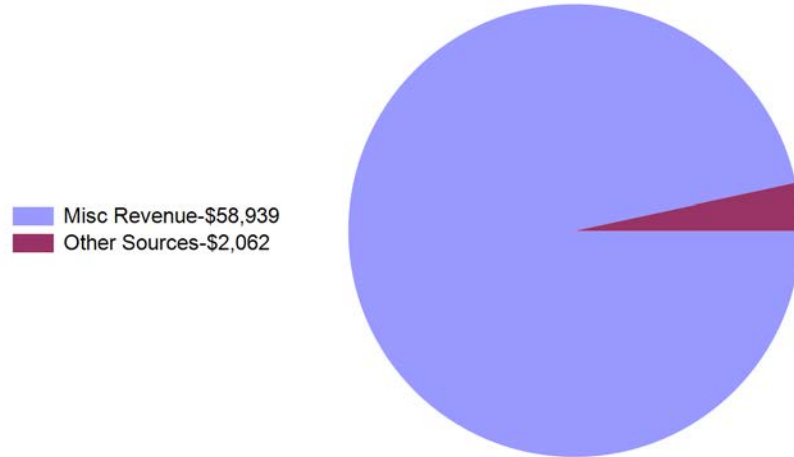
## Perpetual Care Fund Summary of Revenues and Expenditures

For Fiscal Year 2023 as of March 31, 2023  
75.00 % OF THE FISCAL YEAR HAS ELAPSED


Year To Date Revenues  
\$346,080



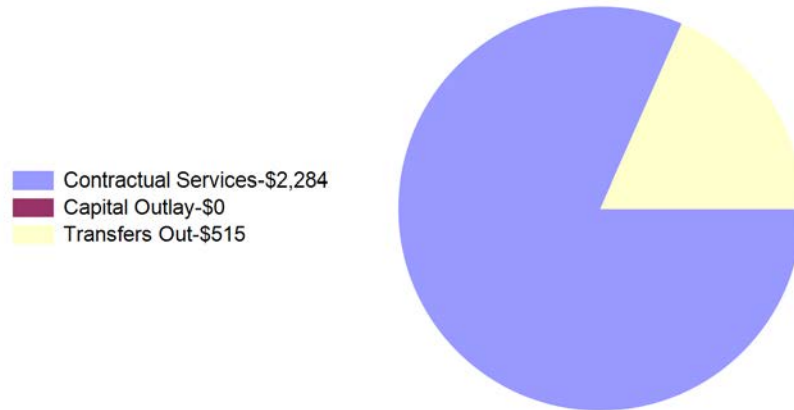
Month To Date Revenues  
\$61,002



Year To Date Expenditures  
\$174,047



Month To Date Expenditures  
\$2,798



**City of Casper, Wyoming**  
**Metro Fund Statement of Revenues and Expenditures**  
For Fiscal Year 2023 as of March 31, 2023  
75.00 % OF THE FISCAL YEAR HAS ELAPSED

	Revised Budget	Current Year To Date	Current Year % of Budget
<b>Revenues:</b>			
Licences and Permits	\$ 5,000	\$ 1,261	25.22%
Intergovernmental	224,012	187,262	83.59%
Goods and Svcs Rev	31,000	19,204	61.95%
Misc Revenue	26,510	20,615	77.76%
Other Sources	1,200,509	680,382	56.67%
<b>Total Revenues</b>	<b>\$ 1,487,031</b>	<b>\$ 908,724</b>	<b>61.11%</b>

	Revised Budget	Current Year To Date	Current Year % of Budget
<b>Expenditures:</b>			
Personnel Services	\$ 970,263	\$ 559,477	57.66%
Materials & Supplies	161,278	96,372	59.76%
Contractual Services	121,157	104,015	85.85%
Capital Outlay	216,267	-	0.00%
Transfers Out	117,157	87,372	74.58%
Other Costs	56,061	32,710	58.35%
Utility Expense	16,500	9,284	56.27%
<b>Total Expenditures</b>	<b>\$ 1,658,683</b>	<b>\$ 889,230</b>	<b>53.61%</b>
<b>Net Revenue (Shortfall)</b>	<b>\$ (171,652)</b>	<b>\$ 19,494</b>	<b>7.50%</b>

**Metro Fund Summary of Cash and Investments**

Cash	\$ 123,396
Investments	842,436
	<u><b>\$ 965,832</b></u>

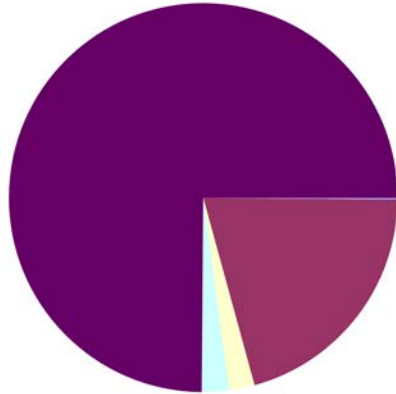
# City of Casper, Wyoming

## Metro Fund Summary of Revenues and Expenditures

For Fiscal Year 2023 as of March 31, 2023  
75.00 % OF THE FISCAL YEAR HAS ELAPSED

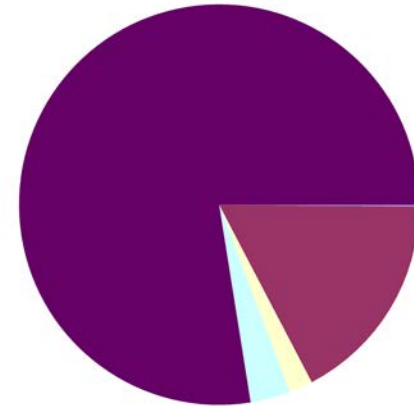
Year To Date Revenues  
\$908,724

Licences and Permits-\$1,261  
Intergovernmental-\$187,262  
Goods and Svcs Rev-\$19,204  
Misc Revenue-\$20,615  
Other Sources-\$680,382



Month To Date Revenues  
\$117,510

Licences and Permits-\$143  
Intergovernmental-\$20,239  
Goods and Svcs Rev-\$2,260  
Misc Revenue-\$3,776  
Other Sources-\$91,092



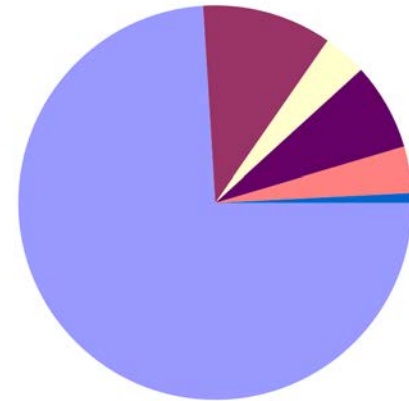
Year To Date Expenditures  
\$889,230

Personnel Services-\$559,477  
Materials & Supplies-\$96,372  
Contractual Services-\$104,015  
Capital Outlay-\$0  
Transfers Out-\$87,372  
Other Costs-\$32,710  
Utility Expense-\$9,284



Month To Date Expenditures  
\$125,557

Personnel Services-\$92,923  
Materials & Supplies-\$13,374  
Contractual Services-\$4,506  
Capital Outlay-\$0  
Transfers Out-\$9,006  
Other Costs-\$4,737  
Utility Expense-\$1,011



**City of Casper, Wyoming**  
**River Fund Statement of Revenues and Expenditures**  
For Fiscal Year 2023 as of March 31, 2023  
75.00 % OF THE FISCAL YEAR HAS ELAPSED

	Revised Budget	Current Year To Date	Current Year % of Budget
<b>Revenues:</b>			
Intergovernmental	\$ 4,669,291	\$ -	0.00%
Misc Revenue	1,265,000	79,365	6.27%
Other Sources	1,379,762	1,031,072	74.73%
<b>Total Revenues</b>	<b>\$ 7,314,053</b>	<b>\$ 1,110,436</b>	<b>15.18%</b>
	Revised Budget	Current Year To Date	Current Year % of Budget
<b>Expenditures:</b>			
Personnel Services	\$ 10,000	\$ 2,248	22.48%
Materials & Supplies	14,660	2,196	14.98%
Contractual Services	8,000	7,974	99.68%
Capital Outlay	7,245,040	25,629	0.35%
Other Costs	850	-	0.00%
<b>Total Expenditures</b>	<b>\$ 7,278,550</b>	<b>\$ 38,047</b>	<b>0.52%</b>
<b>Net Revenue (Shortfall)</b>	<b>\$ 35,503</b>	<b>\$ 1,072,389</b>	<b>14.66%</b>

**River Fund Summary of Cash and Investments**


Cash	\$ 91,976
Investments	1,601,995
	<u><b>\$ 1,693,970</b></u>

# City of Casper, Wyoming

## River Fund Summary of Revenues and Expenditures

For Fiscal Year 2023 as of March 31, 2023  
75.00 % OF THE FISCAL YEAR HAS ELAPSED

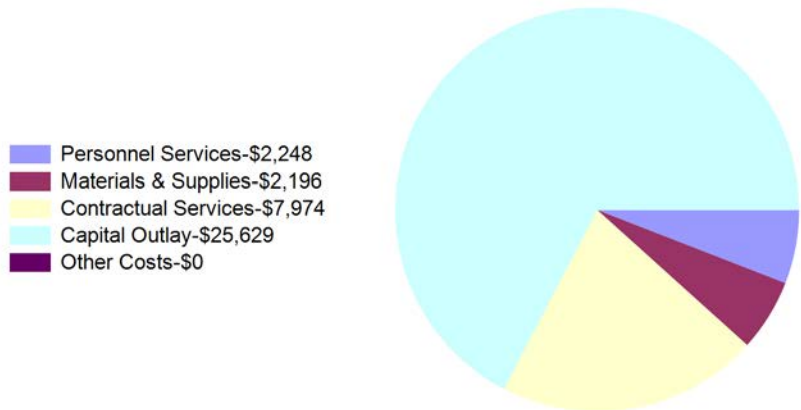
Year To Date Revenues  
\$1,110,436



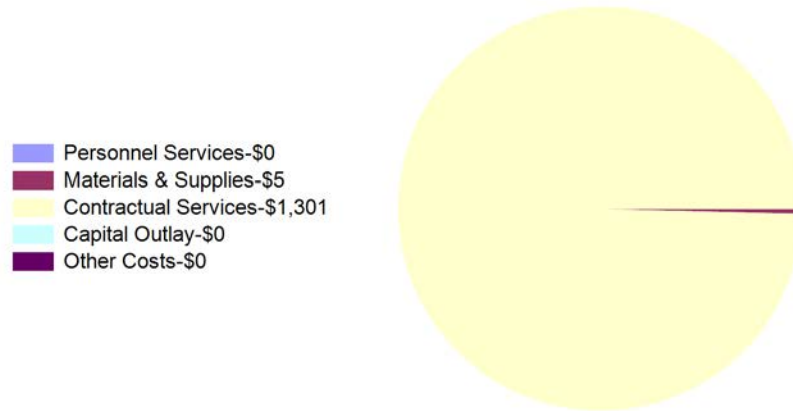
Month To Date Revenues  
\$147,230



Year To Date Expenditures  
\$38,047



Month To Date Expenditures  
\$1,306





**City of Casper, Wyoming**  
**CARES Act Funding Statement of Revenues and Expenditures**  
For Fiscal Year 2023 as of March 31, 2023  
75.00 % OF THE FISCAL YEAR HAS ELAPSED

**Revenues:**  
**Total Revenues**

	Revised Budget	Current Year To Date	Current Year % of Budget
<b>Expenditures:</b>			
Materials & Supplies	\$ 3,250	\$ 1,323	40.72%
Contractual Services	71,000	71,000	100.00%
Capital Outlay	37,300	37,300	100.00%
<b>Total Expenditures</b>	<b>\$ 111,550</b>	<b>\$ 109,623</b>	<b>98.27%</b>
<b>Net Revenue (Shortfall)</b>	<b>\$ (111,550)</b>	<b>\$ (109,623)</b>	<b>NaN</b>

**CARES Act Funding Summary of Cash and Investments**

Cash	\$ 3,052
Investments	12,167,707
	<u><b>\$ 12,170,759</b></u>

City of Casper, Wyoming  
CARES Act FundingSummary of Revenues and Expenditures  
For Fiscal Year 2023 as of March 31, 2023  
75.00 % OF THE FISCAL YEAR HAS ELAPSED

Year To Date Revenues

No Data Available

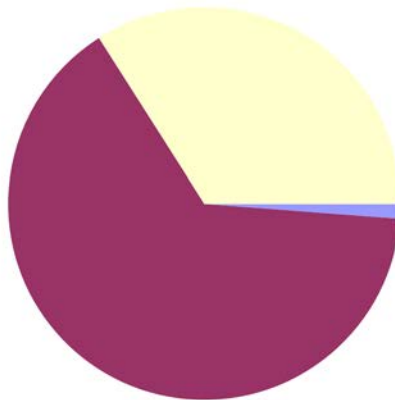
Month To Date Revenues

No Data Available

Year To Date Expenditures  
\$109,623

Month To Date Expenditures  
\$0

Materials & Supplies-\$1,323  
Contractual Services-\$71,000  
Capital Outlay-\$37,300



Materials & Supplies-\$0  
Contractual Services-\$0  
Capital Outlay-\$0

**City of Casper, Wyoming**  
**PSCC Fund Statement of Revenues and Expenditures**  
For Fiscal Year 2023 as of March 31, 2023  
75.00 % OF THE FISCAL YEAR HAS ELAPSED

	Revised Budget	Current Year To Date	Current Year % of Budget
<b>Revenues:</b>			
Intergovernmental	\$ 602,030	\$ 435,283	72.30%
Goods and Svcs Rev	178,332	139,395	78.17%
Misc Revenue	750,000	625,683	83.42%
Other Sources	1,428,811	978,137	68.46%
<b>Total Revenues</b>	<b>\$ 2,959,173</b>	<b>\$ 2,178,497</b>	<b>73.62%</b>

	Revised Budget	Current Year To Date	Current Year % of Budget
<b>Expenditures:</b>			
Personnel Services	\$ 1,863,100	\$ 1,351,906	72.56%
Materials & Supplies	43,058	15,020	34.88%
Contractual Services	638,191	477,100	74.76%
Capital Outlay	220,475	3,992	1.81%
Other Costs	85,481	68,532	80.17%
Utility Expense	150,000	113,474	75.65%
<b>Total Expenditures</b>	<b>\$ 3,000,305</b>	<b>\$ 2,030,024</b>	<b>67.66%</b>
<b>Net Revenue (Shortfall)</b>	<b>\$ (41,132)</b>	<b>\$ 148,474</b>	<b>5.96%</b>

**PSCC Fund Summary of Cash and Investments**

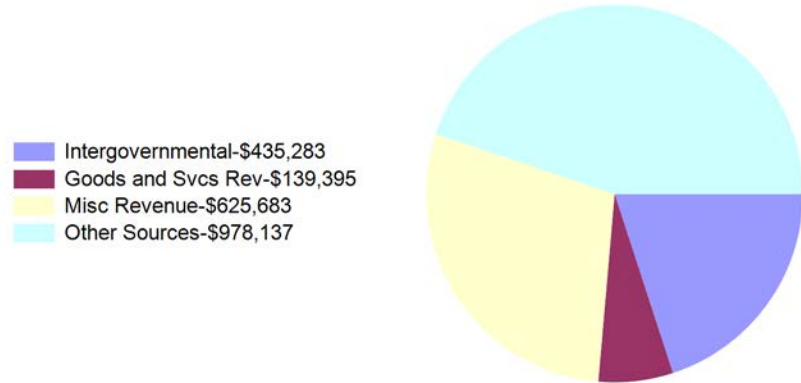
Cash	\$ 821,032
Investments	-
	<u><b>\$ 821,032</b></u>

# City of Casper, Wyoming

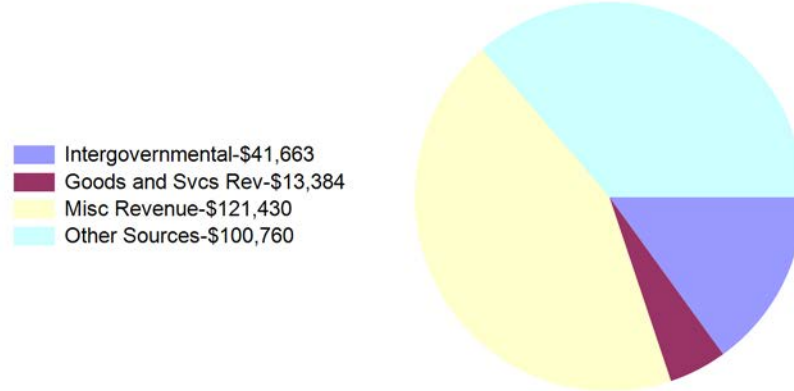
## PSCC Fund Summary of Revenues and Expenditures

For Fiscal Year 2023 as of March 31, 2023  
75.00 % OF THE FISCAL YEAR HAS ELAPSED

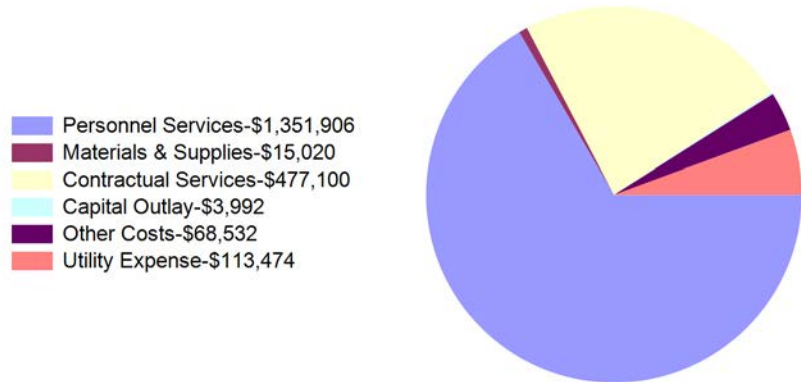
Year To Date Revenues  
\$2,178,497



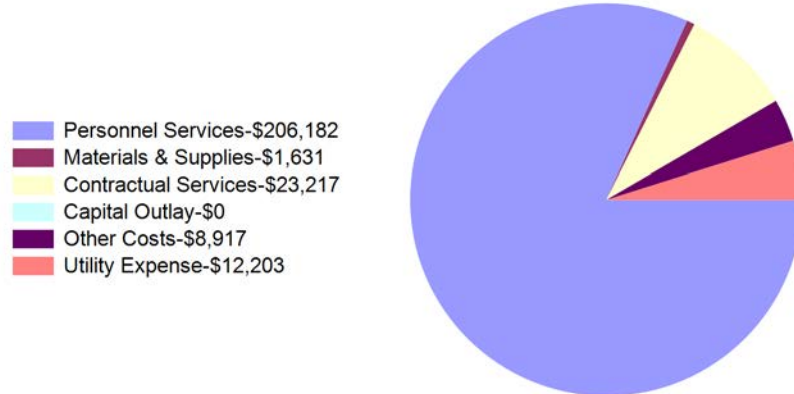
Month To Date Revenues  
\$277,237



Year To Date Expenditures  
\$2,030,024



Month To Date Expenditures  
\$252,151



# City of Casper, Wyoming

## Health Insurance Fund Statement of Revenues and Expenditures

For Fiscal Year 2023 as of March 31, 2023  
75.00 % OF THE FISCAL YEAR HAS ELAPSED

	Revised Budget	Current Year To Date	Current Year % of Budget
<b>Revenues:</b>			
Misc Revenue	\$ 25,576	\$ 37,246	145.63%
<b>Total Revenues</b>	<b>\$ 25,576</b>	<b>\$ 37,246</b>	<b>145.63%</b>
<b>Expenditures:</b>			
Personnel Services	\$ 33,500	\$ 33,280	99.34%
Materials & Supplies	6,700	1,594	23.79%
Contractual Services	361,824	183,682	50.77%
Other Costs	15,300	3,259	21.30%
<b>Total Expenditures</b>	<b>\$ 417,324</b>	<b>\$ 221,815</b>	<b>53.15%</b>
<b>Net Revenue (Shortfall)</b>	<b>\$ (391,748)</b>	<b>\$ (184,568)</b>	<b>92.48%</b>

## Health Insurance Fund Summary of Cash and Investments

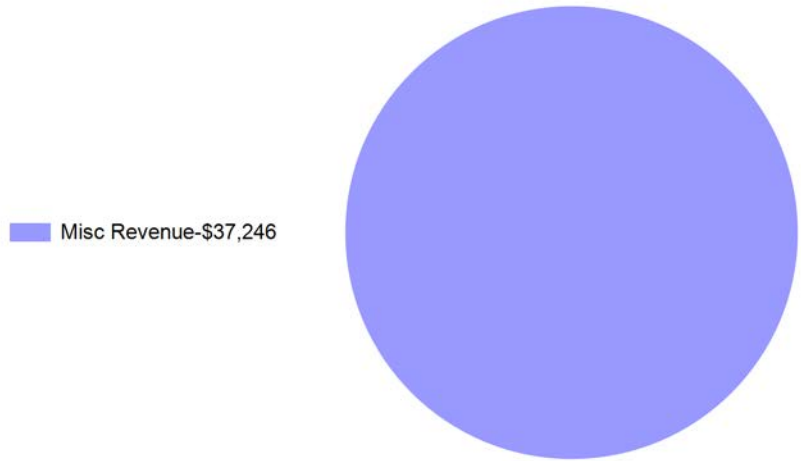
Cash	\$ 12,597
Investments	3,328,622
	<u>\$ 3,341,220</u>

# City of Casper, Wyoming

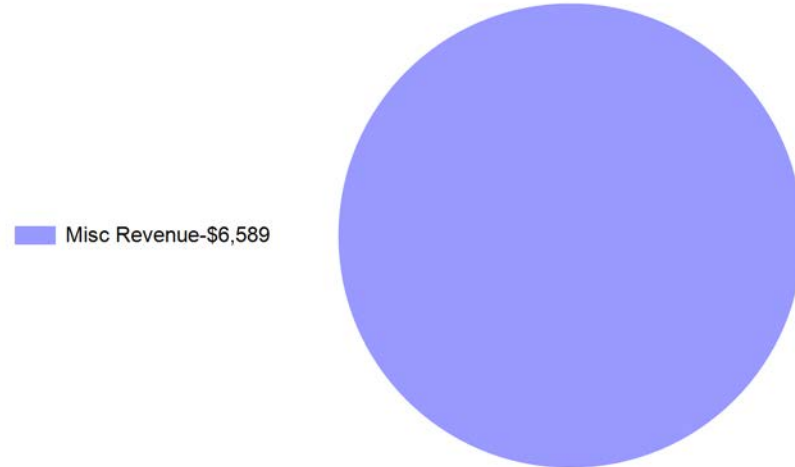
## Health Insurance Fund Summary of Revenues and Expenditures

For Fiscal Year 2023 as of March 31, 2023  
75.00 % OF THE FISCAL YEAR HAS ELAPSED


Year To Date Revenues  
\$37,246



Month To Date Revenues  
\$6,589



Year To Date Expenditures  
\$221,815



Month To Date Expenditures  
\$40,251

